

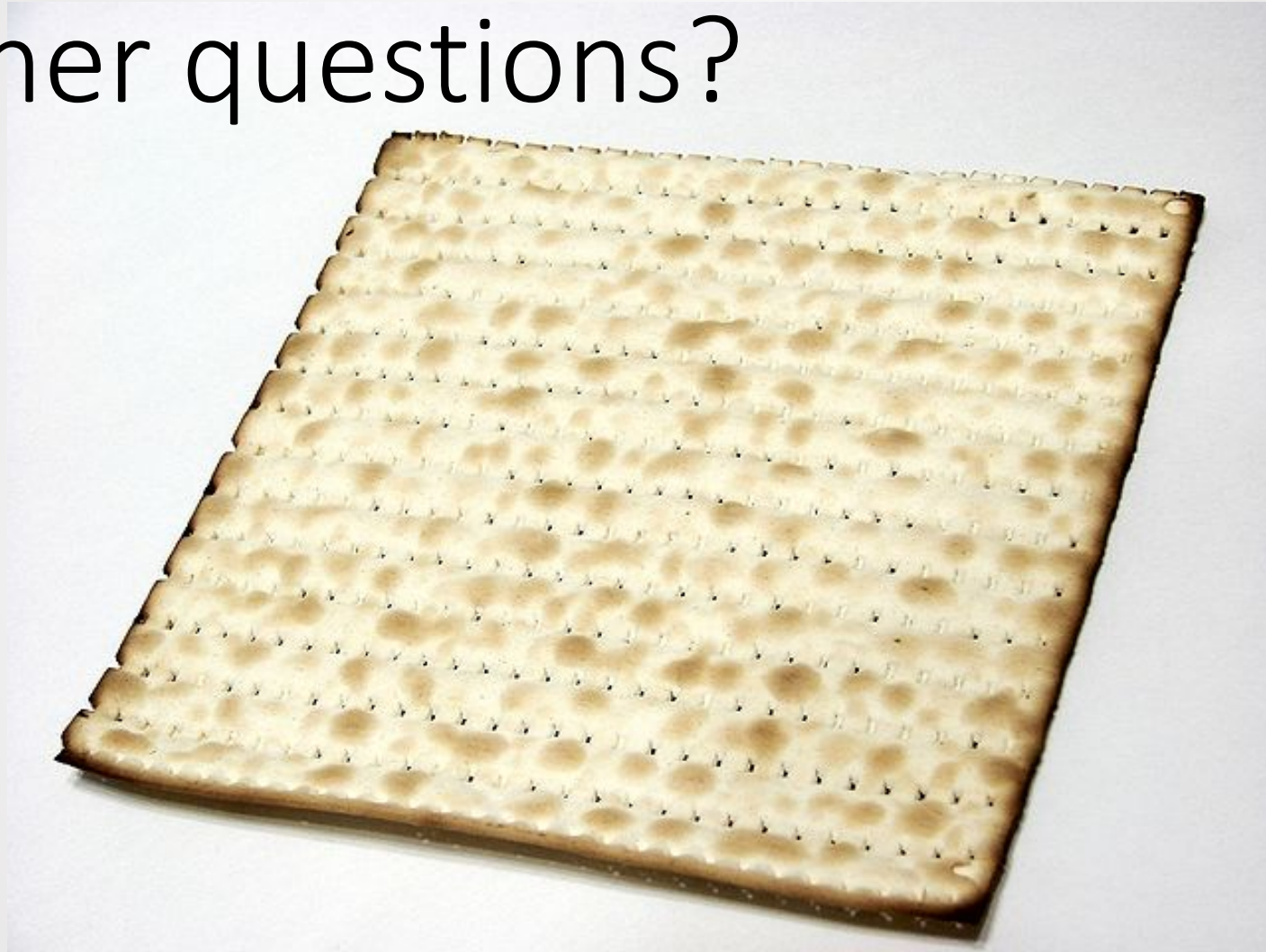


One Community – One Campus

Temple Beth-El, Richmond, VA

2017 Annual Meeting

Why is this question different than all other questions?





The Wise Child

“We voted to consolidate on Grove more than 6 years ago, why are we still discussing this?”



The Wicked Child

“What the hell, why are we still talking about this?”



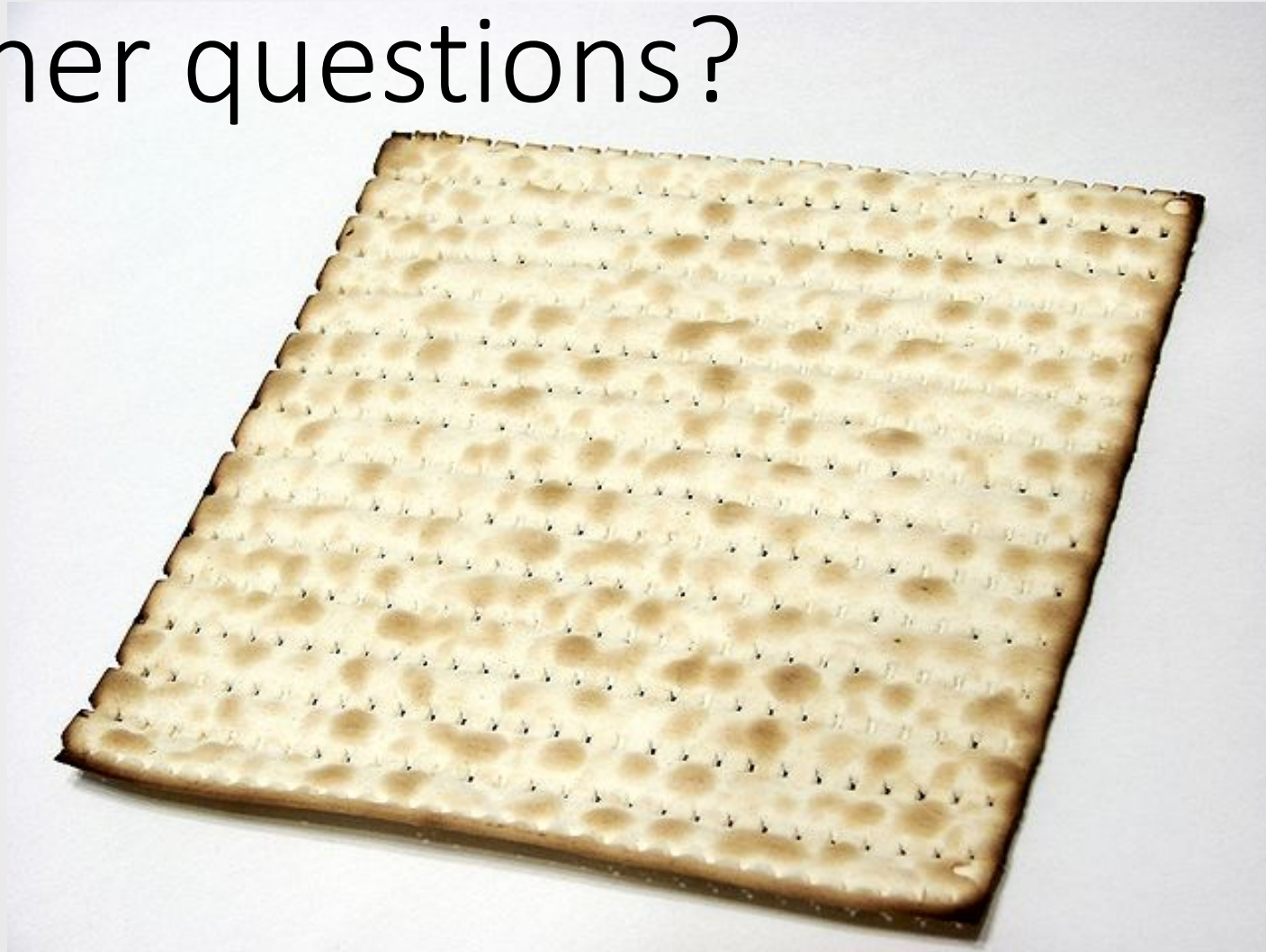
The Simple Child

“What’s a campus? We have two campuses? There was a vote?”



The Child Who Doesn't Know How to
Ask
“Huh?”

Why is this question different than all other questions?





Previously Asked

“Where should we consolidate?”



Our Current Question

“What is important in our TBE synagogue community?”

In other words...

“What?” ...NOT “Where?”



Rationale

Strengthen the ties between synagogue and youth education program

Further professional collaboration

Consolidation of resources



Who participated? Voices of...





How did we approach this?

Learning from past efforts



Learning about our
perceived needs for our
today and beyond

What are we hearing so far?

Spiritual Community...Spaces that encourage

- Multigenerational presence and participation
- Connections with each other and clergy
- Inclusivity – cared for by others in community
- Shared sense of beliefs, values and traditions





What are we hearing so far?

Campus Functions...Spaces that encourage

- Informal and formal gathering
- Safety to explore and practice spirituality
- Community and personal worship
- Intergenerational connection
- Celebrating significant life events
- Lifelong learning – youth through adulthood
- Social activities / eating



What are we hearing so far?

Prayer Space Features

- Blend of traditional & contemporary (decor, services)
- Warm, welcoming, participatory, inspiring culture
- Flexible & comfortable spaces for worship, social, & celebration
- Spaces that encourage multigenerational presence & participation
- Music, natural light, improved sound systems
- Connections with each other and clergy
- Spaces that encourage children to participate
- Both large and intimate prayer spaces

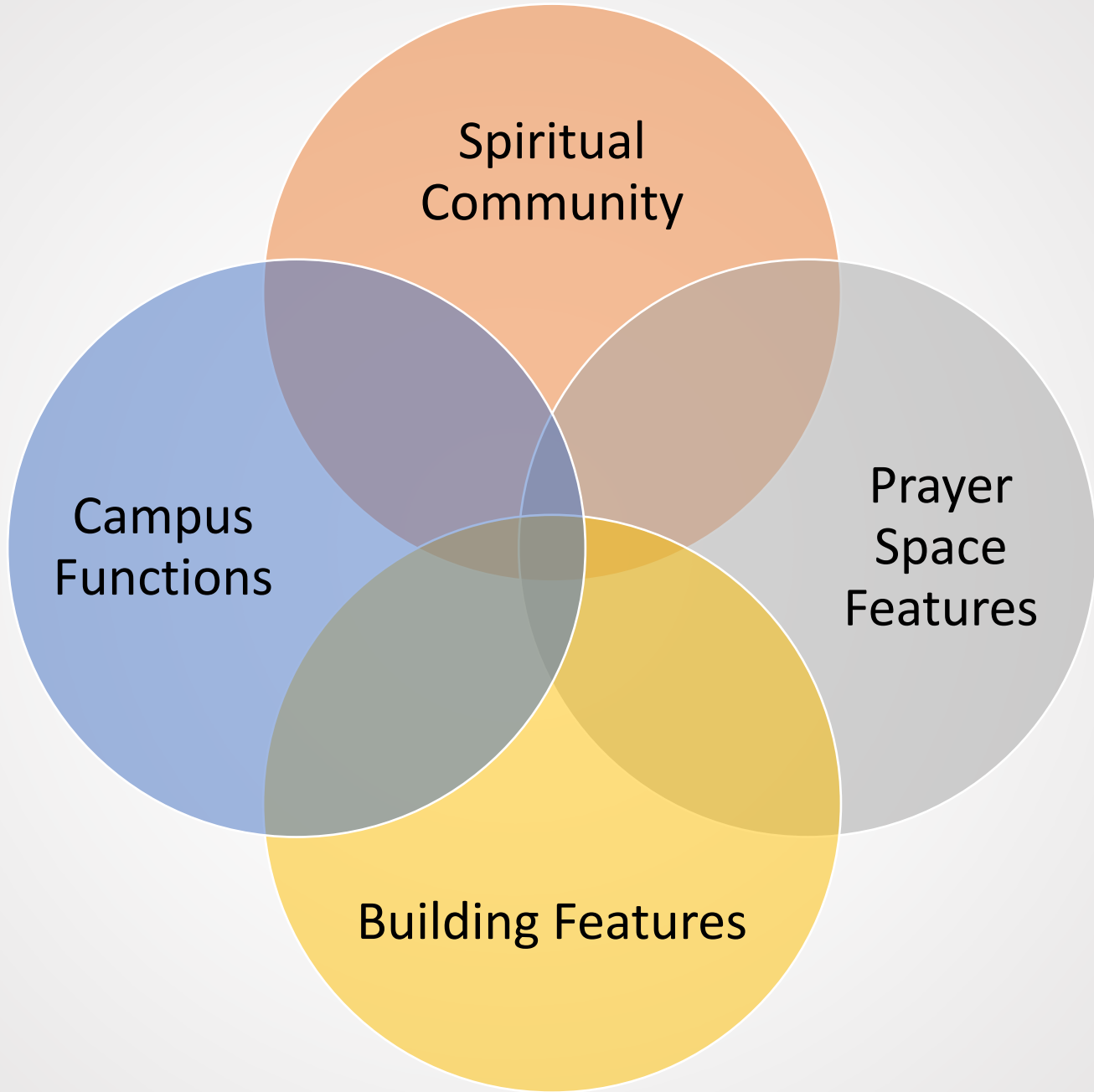


What are we hearing so far?



Building Features

- Accessibility (parking / building / bathrooms) is critical
- Inviting entrance space
- Improved aesthetics and condition of the facilities
- Updated kitchen
- Up-to-date learning spaces
- Flexible spaces (incl. outdoor?) that facilitate group activity (all ages) and enable private reflection
- Ad hoc gathering spaces



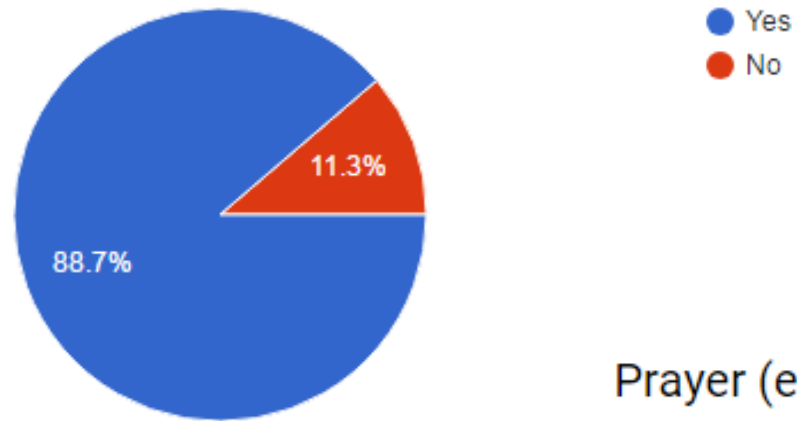
Spiritual
Community

Campus
Functions

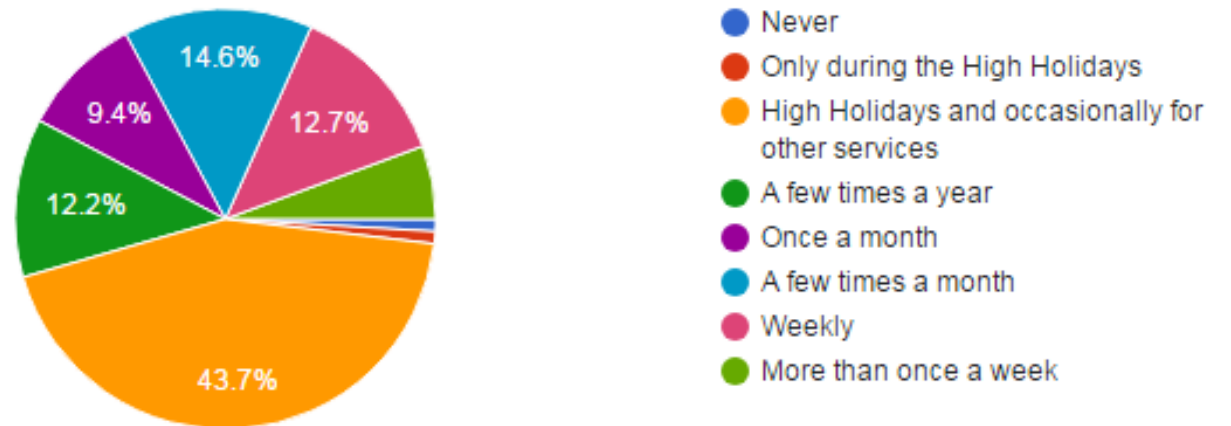
Prayer
Space
Features

Building Features

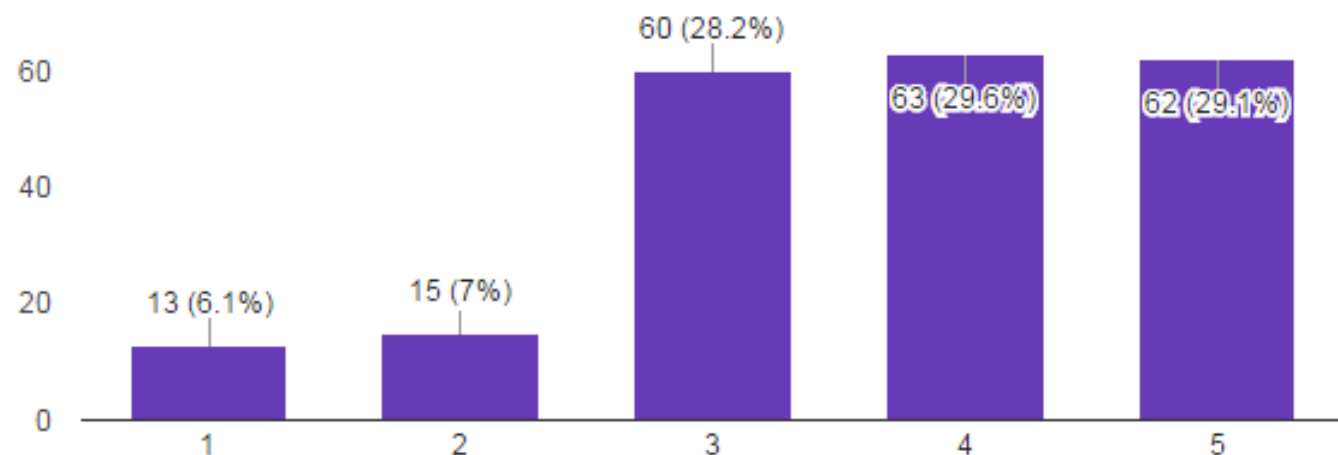
Current Temple Beth-El member (213 responses)



Prayer (e.g., Shabbat, High Holidays, minyan) (213 responses)

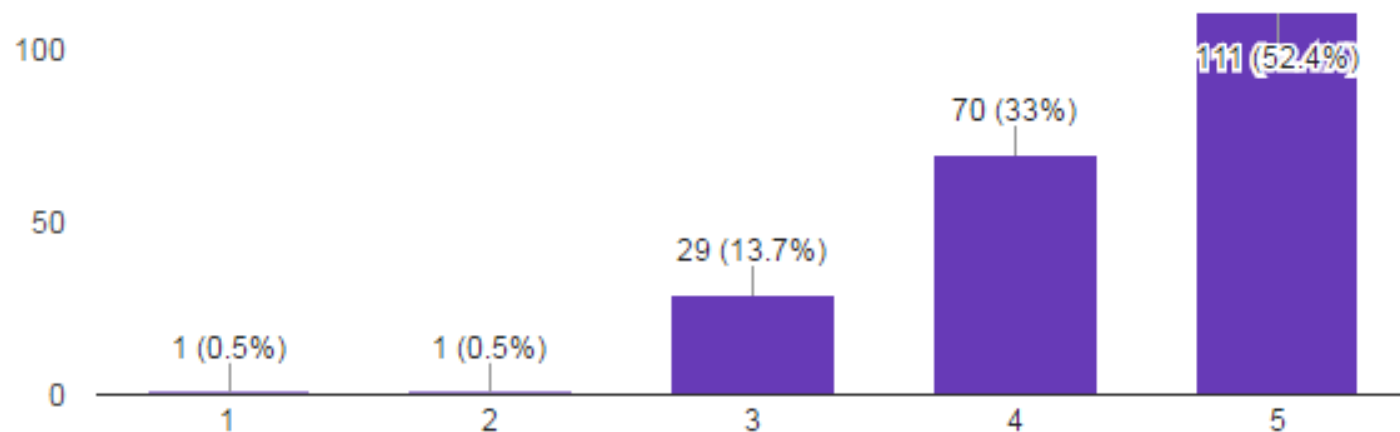


Ease of access to bathroom facilities is important. (213 responses)



I like to see individuals from other generations on a campus at the same time.

(212 responses)





Temple Beth-El

HOME ♦ DONATE ♦ ARTIST IN RESIDENCE ♦ MEMBERSHIP ♦ ABOUT US ♦ WORSHIP ♦ EDUCATION ♦ GET INVOLVED
♦ CONVERSIONS ♦ MIKVEH ♦ NEWS/PHOTOS ♦ CONTACT US ♦ CALENDAR



In the heart of Richmond's historic Museum District, Temple Beth-El is this city's address for a Judaism that fuses devotion to our heritage with insights from today and imagination toward our future.





What are the next steps?

- Complete all detailed reports.
- Establish a Site Committee that will
 - Review organized documentation
 - Engage architects
 - Identify capital needs



*Lead people into growing relationships with
Jewish community
Wisdom
And practice*

*That help them thrive
Intellectually
Emotionally
And spiritually*



*And that inspire them to build a more
Compassionate
Just
And peaceful world*

We are... Passionate, Dynamic, Menschen, and Heymish