

QuickStart Guide

 Author: Michele Rosenfield

🕒 Updated: 2 weeks ago

Login to My.ShalomLearning.org



Sign in to Schoology

All fields are required

jacob.avenu

.....

ShalomLearning Newton Centre, MA

Log in

[Forgot your password](#)



Scan QR Code

Schoology © 2020 · [PRIVACY POLICY](#) · [Terms of Use](#) · [Help Center](#)

Enter your username

This will be sent to you by your teacher.



Sign in to Schoolology

All fields are required

jacob.avenu

ShalomLearning Newton Centre, MA

Log in

[Forgot your password](#)

or



Scan QR Code

Enter your password

This will be sent to you by your teacher.



Sign in to Schoolology

All fields are required

jacob.avenu

.....

ShalomLearning Newton Centre, MA

Log in

[Forgot your password](#)

or



Scan QR Code

Enter the School Code

This should always be ShalomLearning. (One word, no spaces with a capital 'S' and 'L')



Sign in to Schoolology

All fields are required

jacob.avenu

.....

ShalomLearning Newton Centre, MA

Login

[Forgot your password](#)

or



Scan QR Code

QR Code

If you are having problems logging in, you can ask your teacher to send you a QR code to scan.



Sign in to Schoolology

All fields are required

ShalomLearning Newton Centre, MA

Log in

[Forgot your password](#)

or



Scan QR Code

Instructions From Your Teacher

You may see a note with instructions from your teacher on your Home Page when you log in.

MyShalomLearning

COURSESGROUPSRESOURCESGRADES

Jacob Avenu

RECENT ACTIVITY

COURSE DASHBOARD

Post: Event

Most Recent

Julie Hamorah

Morah Julie's Class: Training

Shalom Chaverim,

Please complete the activities in the [Lamed](#) folder

[Lamed Activities](#)
<https://test2.schoolology.com/course/2586988696/materials?f=210468687>

Today at 3:24 pm · [Comment](#) · [Like](#)

Michele Rosenfield

ShalomLearning

To all ShalomLearning Students, Parents, and Teachers,

As of tomorrow, Friday 6/5, submitting recordings for Hebrew will be easier and no longer require flash player. Fall courses, available on July 1, will include updated instructions. If you need instructions sooner, please email help@shalomlearning.org

[Show More](#)

Thu Jun 4, 2020 at 11:42 am · [Like](#)

9 people liked this

Michele Rosenfield

ShalomLearning

ShalomLearning Educators, Parents and Students,

You may have noticed MyShalomLearning has been unstable recently. The platform, Schoolology, is also used by numerous schools who have increased their distance learning options. The folks at Schoolology released this [memo](#) detailing their response in handling this rapid increase of users on the platform simultaneously.

[Show More](#)

Wed Apr 1, 2020 at 1:51 pm · [Like](#)

16 people liked this

Upcoming

Calendar

No upcoming assignments or events

S

Link Underneath the Text

Or, this link could be underneath the text.

MyShalomLearning

COURSES

GROUPS

RESOURCES

GRADES


🔍

🗄️

📅

✉️

🔔


 Jacob Avenu ▾

RECENT ACTIVITY


COURSE DASHBOARD

Post: 📅 Event


Most Recent ▾

 Julie Hamorah ▸ Morah Julie's Class: Training
Shalom Chaverim,

Please complete the activities in the [Lamed](#) folder

 [Lamed Activities](https://test2.schoolgy.com/course/2586988696/materials?f=210468687)
<https://test2.schoolgy.com/course/2586988696/materials?f=210468687>

Today at 3:24 pm · [Comment](#) · [Like](#)

 Michele Rosenfield ▸ ShalomLearning


To all ShalomLearning Students, Parents, and Teachers,

As of tomorrow, Friday 6/5, submitting recordings for Hebrew will be easier and no longer require flash player. Fall courses, available on July 1, will include updated instructions. If you need instructions sooner, please email help@shalomlearning.org ✉️

▾ [Show More](#)

Thu Jun 4, 2020 at 11:42 am · [Like](#)

😊 9 people liked this

 Michele Rosenfield ▸ ShalomLearning

ShalomLearning Educators, Parents and Students,

You may have noticed MyShalomLearning has been unstable recently. The platform, Schoology, is also used by numerous schools who have increased their distance learning options. The folks at Schoology released this [memo](#) detailing their response in handling this rapid increase of users on the platform simultaneously.

▾ [Show More](#)

Wed Apr 1, 2020 at 1:51 pm · [Like](#)

😊 16 people liked this

Upcoming

Calendar

No upcoming assignments or events

S

Click on either of these links.

Click on whichever link your teacher has sent you. If there are both kinds of links, either one will work.

My ShalomLearning

COURSES GROUPS RESOURCES GRADES


🔍 🗪 📅 ✉️ 🔔 👤 Jacob Avenu


RECENT ACTIVITY

COURSE DASHBOARD


Post: 📅 Event

Most Recent ▾

 Julie Hamorah ▸ Morah Julie's Class: Training
Shalom Chaverim,
Please complete the activities in the Lamed folder

 Lamed Activities
<https://test2.schoolology.com/course/2586988696/materials?f=210468687>


Today at 5:24 pm · Comment · Like

 Michele Rosenfield ▸ ShalomLearning
To all ShalomLearning Students, Parents, and Teachers,
As of tomorrow, Friday 6/5, submitting recordings for Hebrew will be easier and no longer require flash player. Fall courses, available on July 1, will include updated instructions. If you need instructions sooner, please email help@shalomlearning.org ✉️

▾ Show More

Thu Jun 4, 2020 at 11:42 am · Like

😊 9 people liked this

 Michele Rosenfield ▸ ShalomLearning
ShalomLearning Educators, Parents and Students,
You may have noticed MyShalomLearning has been unstable recently. The platform, Schoolology, is also used by numerous schools who have increased their distance learning options. The folks at Schoolology released this [memo](#) detailing their response in handling this rapid increase of users on the platform simultaneously.

▾ Show More

Wed Apr 1, 2020 at 1:51 pm · Like

😊 16 people liked this

Upcoming

Calendar

No upcoming assignments or events

S

Courses Menu

If you did not receive a link from your teacher, click on the Courses menu and select your class.

MyShalomLearning

COURSES

GROUPS

RESOURCES

GRADES


Jacob Avenu

RECENT ACTIVITY

COURSE DASHBOARD

Post: Event

Most Recent




Julie Hamorah


Morah Julie's Class: Training

Shalom Chaverim,

Please complete the activities in the [Lamed](#) folder

 [Lamed Activities](#)
<https://test2.schoolology.com/course/2586988696/materials?f=210468687>

Today at 3:24 pm · [Comment](#) · [Like](#)



Michele Rosenfield


ShalomLearning


To all ShalomLearning Students, Parents, and Teachers,

As of tomorrow, Friday 6/5, submitting recordings for Hebrew will be easier and no longer require flash player. Fall courses, available on July 1, will include updated instructions. If you need instructions sooner, please email help@shalomlearning.org

[Show More](#)

Thu Jun 4, 2020 at 11:42 am · [Like](#)

 9 people liked this



Michele Rosenfield


ShalomLearning

ShalomLearning Educators, Parents and Students,

You may have noticed MyShalomLearning has been unstable recently. The platform, Schoolology, is also used by numerous schools who have increased their distance learning options. The folks at Schoolology released this [memo](#) detailing their response in handling this rapid increase of users on the platform simultaneously.

[Show More](#)

Wed Apr 1, 2020 at 1:51 pm · [Like](#)

 16 people liked this

Upcoming

Calendar

No upcoming assignments or events

S

Click on the appropriate folder

If you received a link from your teacher, you will not need to do this step.

The screenshot displays the Schoolology user interface. On the left is a sidebar with a 'Materials' dropdown menu and a list of navigation options: Updates, Grades, Attendance, Members, BookWidgets, Conferences, Edueto, and an 'Information' section for the 'Grading period 2020/21'. The main content area shows a list of folders under the 'All Materials' filter. The folders are: 'MyShalomLearning Student Orientation', 'Teshuvah תשובה', 'B'tzelem Elohim בצלם אלהים', 'Gevurah גבורה', 'Achrayut אחריות', 'Hakarat Hatov תשובה', 'Koach Hadibbur כוח הדבור', 'Shalom שלום', 'Learn to Read עברית' (highlighted with an orange box), 'Prayers/Tefilot תפילות', 'JLearnHub Learn to Read' (marked 'Must Complete'), and 'JLearnHub Prayers' (marked 'Must Complete'). On the right, a message states 'No upcoming assignments or events'. The footer contains the language 'English', links for 'Support', 'Schoolology Blog', 'PRIVACY POLICY', and 'Terms of Use', along with the Schoolology logo.

Click on the appropriate folder

If you received a link from your teacher you will not need to do this step.

The screenshot shows the MyOpenLearning interface. The top navigation bar includes 'MyOpenLearning', 'COURSES', 'GROUPS', 'RESOURCES', and 'GRADES'. The user's name 'Jacob Avenu' is in the top right. The main content area is titled 'Morah Julie's Class: Training' and 'Learn to Read עברית'. A list of folders is displayed, with the folder '4. Lamed ל' highlighted by an orange rectangle. The left sidebar contains a 'Materials' menu with options like 'Updates', 'Grades', 'Attendance', 'Members', 'BookWidgets', 'Conferences', and 'Edueto'. The bottom right corner features a blue circular button with the letter 'S'.

MyOpenLearning COURSES GROUPS RESOURCES GRADES

Morah Julie's Class: Training

Learn to Read עברית

Prev Next

Materials

Updates

Grades

Attendance

Members

BookWidgets

Conferences

Edueto

Information

Grading period 2020/21

1. Shin ש

2. Bet ב

3. Tav ת

4. Lamed ל

5. Mem מ

6. Dalet ד

7. Aleph א

8. Nun נ

9. Hey ה

10. Reish ר

11. Dagesh/ Vet ב

S

Use the Next button to move through each of the activities in the folder.

MySchoology Learning

COURSESGROUPSRESOURCESGRADES

🔍

📅

📧

🔔

Jacob Avenu

Peers

Materials

Updates

Grades

Attendance

Members

BookWidgets

Conferences

Edueto

Information

Grading period 2020/21

Morah Julie's Class: Training ▶ Learn to Read עברית

4. Lamed ל

◀ Prev

Next ▶

↶

Meet the Lamed

Upan Words (Recommended Enrichment Activity)

Reading Practice (Recommended Enrichment Activity)

The Four Quarters of Jerusalem (Recommended Enrichment Activity)

What Doesn't Match (Recommended Enrichment Activity)

Now Its Your Turn (Recommended Enrichment Activity)


(Scroll down for complete instructions)
Review the previous practice activities as much as you need.
Then practice reading lines 1-4 below. As a bonus try your new ulpan words as well.
When ...

English








Support | Schoology Blog | PRIVACY POLICY | Terms of Use


Schoology S20


Or, click directly on a specific activity





[COURSES](#) [GROUPS](#) [RESOURCES](#) [GRADES](#)


      Jacob Avenu 


 Peers


 **Materials**


 Updates


 Grades

 Attendance

 Members

 BookWidgets


 Conferences

 Edueto

Information


Grading period
2020/21


Morah Julie's Class: Training ▶ Learn to Read עברית


 **4. Lamed ל**


◀ Prev


Next ▶





 [Meet the Lamed](#)

 [Ulan Words \(Recommended Enrichment Activity\)](#)

 [Reading Practice \(Recommended Enrichment Activity\)](#)

 [The Four Quarters of Jerusalem \(Recommended Enrichment Activity\)](#)


 [What Doesn't Match \(Recommended Enrichment Activity\)](#)

 [Now Its Your Turn \(Recommended Enrichment Activity\)](#)

(Scroll down for complete instructions)
Review the previous practice activities as much as you need.
Then practice reading lines 1-4 below. As a bonus try your new ulpan words as well.
When ...

English

Support | Schoology Blog | [PRIVACY POLICY](#) | [Terms of Use](#)

Schoology 

Follow the Instructions

Some activities will have instructions for you before you start.

My Schoology Learning

COURSES | GROUPS | RESOURCES | GRADES

Search | Home | Notifications | Messages | Profile | Jacob Avenda

Peers

Materials

Updates

Grades

Attendance

Members

BookWidgets

Conferences

Edueto

Information

Grading period 2020/21

Morah Julie's Class: Training | Learn to Read עברית

4. Lamed ל

Prev | Next

Uplan Words (Recommended Enrichment Activity)


Submissions Enabled | Grade: N/A


My Submissions | Test/Quiz


Posted on Tuesday, June 16, 2020 at 5:26 pm

Instructions

Practice listening to new ulpan words.
Then listen to the words and match them with the correct picture.


לחם


לב


לולב

▶ | ◀ | 🔊

▶ | ◀ | 🔊

▶ | ◀ | 🔊

You may make as many attempts as you like

Start New Attempt

English

Support | Schoology Blog | PRIVACY POLICY | Terms of Use

Schoology © 2020

Start New Attempt

After you have followed the initial instructions find the 'Start New Attempt' button. Sometimes you will have to scroll down to find it.

My Schoology Learning

COURSES GROUPS RESOURCES GRADES

Morah Julie's Class: Training ▶ Learn to Read עברית

4. Lamed ל

◀ Prev Next ▶

Uplan Words (Recommended Enrichment Activity) Submissions Enabled Grade: N/A ⓘ

Materials ▶ My Submissions Test/Quiz

Updates

Grades

Attendance

Members

BookWidgets

Conferences

Edueto


Information


Grading period 2020/21


Posted on Tuesday, June 16, 2020 at 5:26 pm

Instructions

Practice listening to new ulpan words.
Then listen to the words and match them with the correct picture.


לֶחֶם


לֵב


לִזְב

▶ — 🔊 ▶ — 🔊 ▶ — 🔊

You may make as many attempts as you like

Start New Attempt

English Support | Schoology Blog | PRIVACY POLICY | Terms of Use Schoology © 2020

Complete the Activity

Morah Julie's Class: Training ▶ Learn to Read עברית

Uplan Words (Recommended Enrichment Activity)

[Show instructions](#)

Question 1 of 1 | Page 1 of 1




Question 1

Match the sound with the correct picture.

Column A

1. b [▶ 0:00 - 🔊]
2. a [▶ 0:00 - 🔊]
3. c [▶ 0:00 - 🔊]

Column B

- a. 
לב
- b. 
לחם
- c. 

Click Submit

2. a [▶ 0:00 - 🔊]
3. c [▶ 0:00 - 🔊]

Column B


- a. 
לב
- b. 
לחם
- c. 
לולב

Submit

Saved at 3:48 pm

Click on the folder name

If you don't see a 'Next' button after you submit your activity, click on the folder name to return to the folder and click on the next activity in the folder.

 COURSES GROUPS RESOURCES GRADES

Home > Morah Julie's Class: Training > Learn to Read עברית > 4. Lamed ל > What Doesn't Match (Recommended Enrichment Activity)

✔ Your activity has been submitted

What Doesn't Match (Recommended Enrichment Activity)

GRADE
- / 5
You have made 1 of 20 attempts
You have 19 remaining
Start Attempt

PREVIOUS ATTEMPTS

ATTEMPT	STATUS	TIME SPENT	LAST MODIFIED	ACTION
1	Submitted	0 minutes	Jul 1, 2020 3:51 pm	

S

Recordings

Some of the activities will ask you to record yourself reading words or prayers.

MyShalomLearning

COURSES GROUPS RESOURCES GRADES

Peers

Materials

Updates

Grades

Attendance

Members

BookWidgets

Conferences

Edueto

Information

Grading period 2020/21

Morah Julie's Class: Training > JLearnHub Learn to Read > Study Hub Review

Lesson 5: Lamed ל

◀ Prev Next ▶

Lamed Read Aloud

Grade: N/A ⓘ

Practice reading aloud -- check your reading by tapping any word!
Then record yourself reading the words.

Hebrew Step-by-Step

Tap & Hear

Packet 2

Page 5

1 מִן | לֶשׁ parable detached

2 לֵשׁ | בִּלְלֵל to the Shabbat mixed/mingled

3 שָׁ | לֶשׁ rejected/revoked detective

Silly Hebrew Trick
לamed is a Long strike of Lightning

Ready to try without the syllable lines?

JLearnHub

When you are ready, click 'Submit Assignment' and then the microphone icon to record yourself. You can select the attached content from the dropdown menu.

Submit Assignment

S

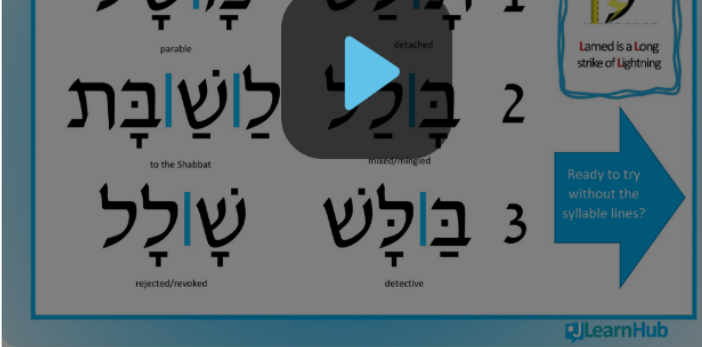
Print out your text.

The record box will block what is on your screen. So make sure you have a printed text to read from. It will be attached to the reading activity or your teacher may email it to you in advance.

Edueto

Information

Grading period
2020/21



When you are ready, click 'Submit Assignment' and then the microphone icon to record yourself. You can print out the attached page to read from. If you don't have a printer, your teacher can give you a copy.

PDF

Lamed Read Aloud.pdf 308 KB | [VIEW](#)

Comments

There are no comments

Write a comment

Post

English

Support | Schoology Blog | [PRIVACY POLICY](#) | [Terms of Use](#)

Schoology © 2020

Click Submit Assignment to Start

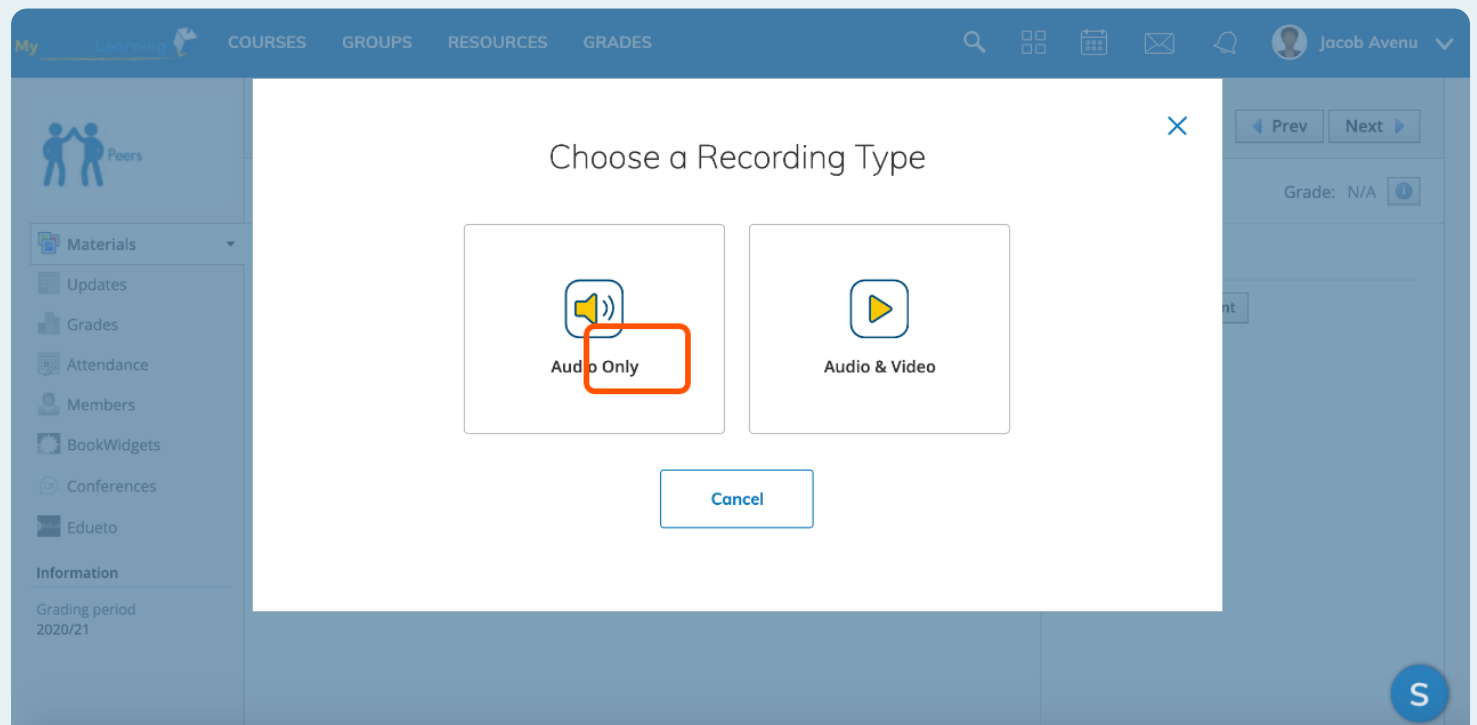
The screenshot shows the MyShalomLearning interface. The top navigation bar includes 'COURSES', 'GROUPS', 'RESOURCES', and 'GRADES'. The user is logged in as 'Jacob Avenu'. The main content area displays 'Lesson 5: Lamed 7' with a 'Lamed Read Aloud' section. A large graphic titled 'Tap & Hear Lesson 5: Read Aloud!' shows Hebrew words with syllable lines. A 'Submit Assignment' button is highlighted with a red box in the 'Submissions' section. A blue 'S' icon is visible in the bottom right corner.

Click on the microphone icon.

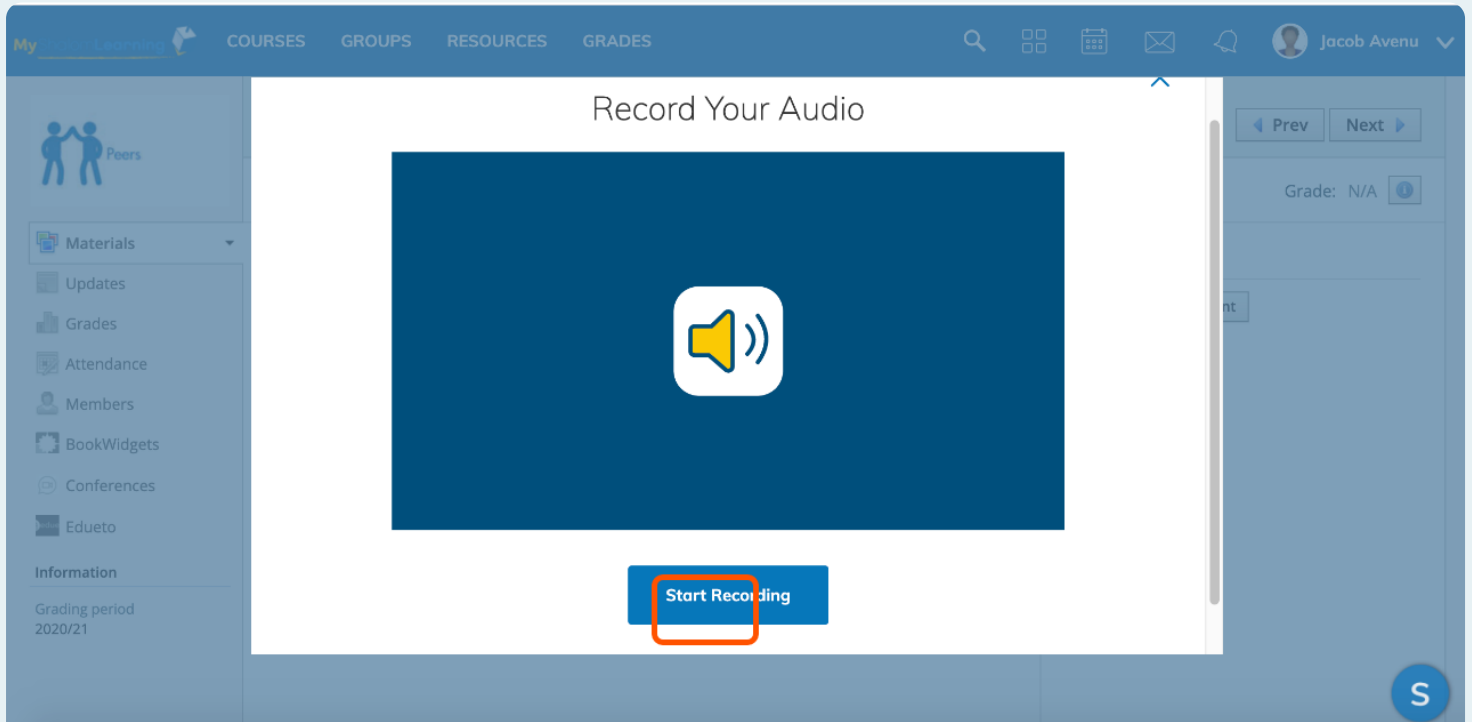
The screenshot shows the MyShalomLearning interface with an 'Upload' dialog box open. The dialog box has tabs for 'Upload', 'Create', and 'Resources'. The 'Upload' tab is selected, and the microphone icon is highlighted with a red box. The background shows the 'Lamed Read Aloud' section with the 'Submit Assignment' button.

Choose a recording type

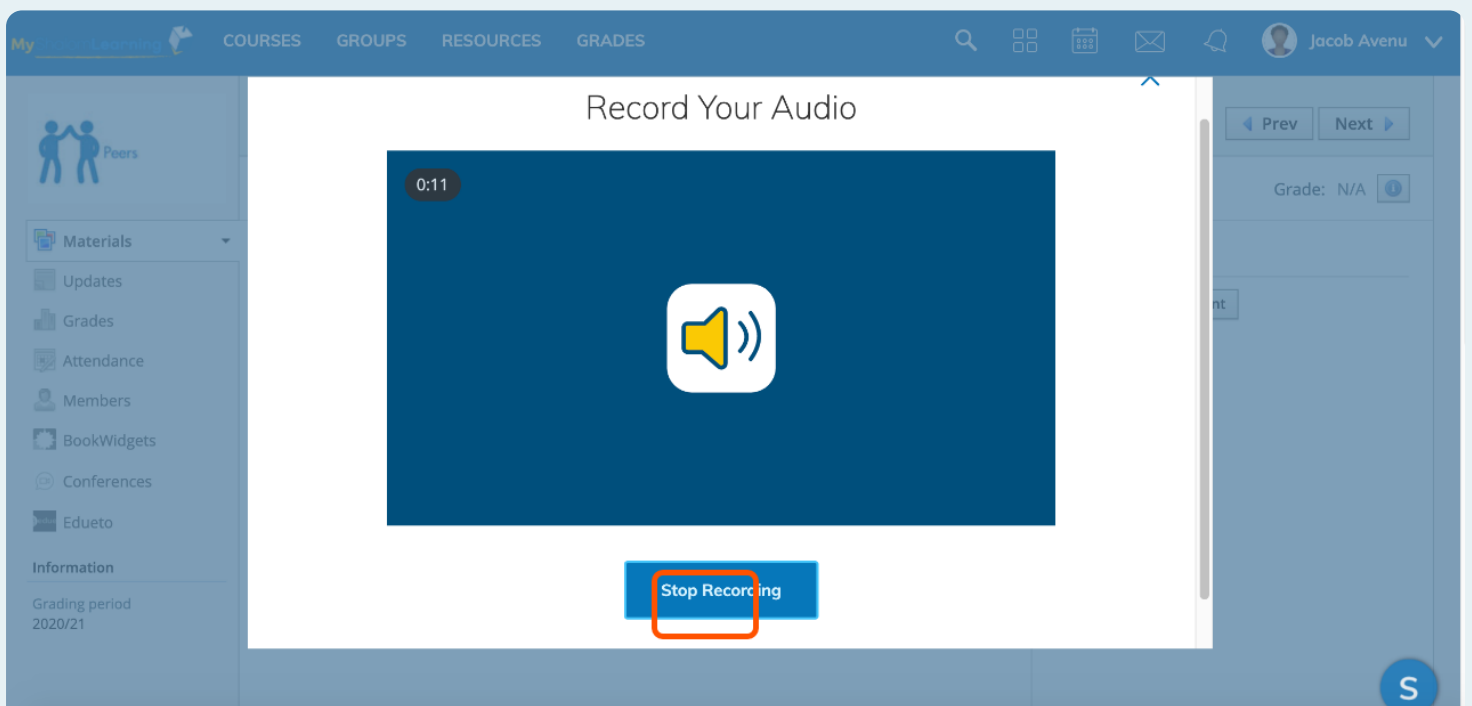
You can record either audio or video



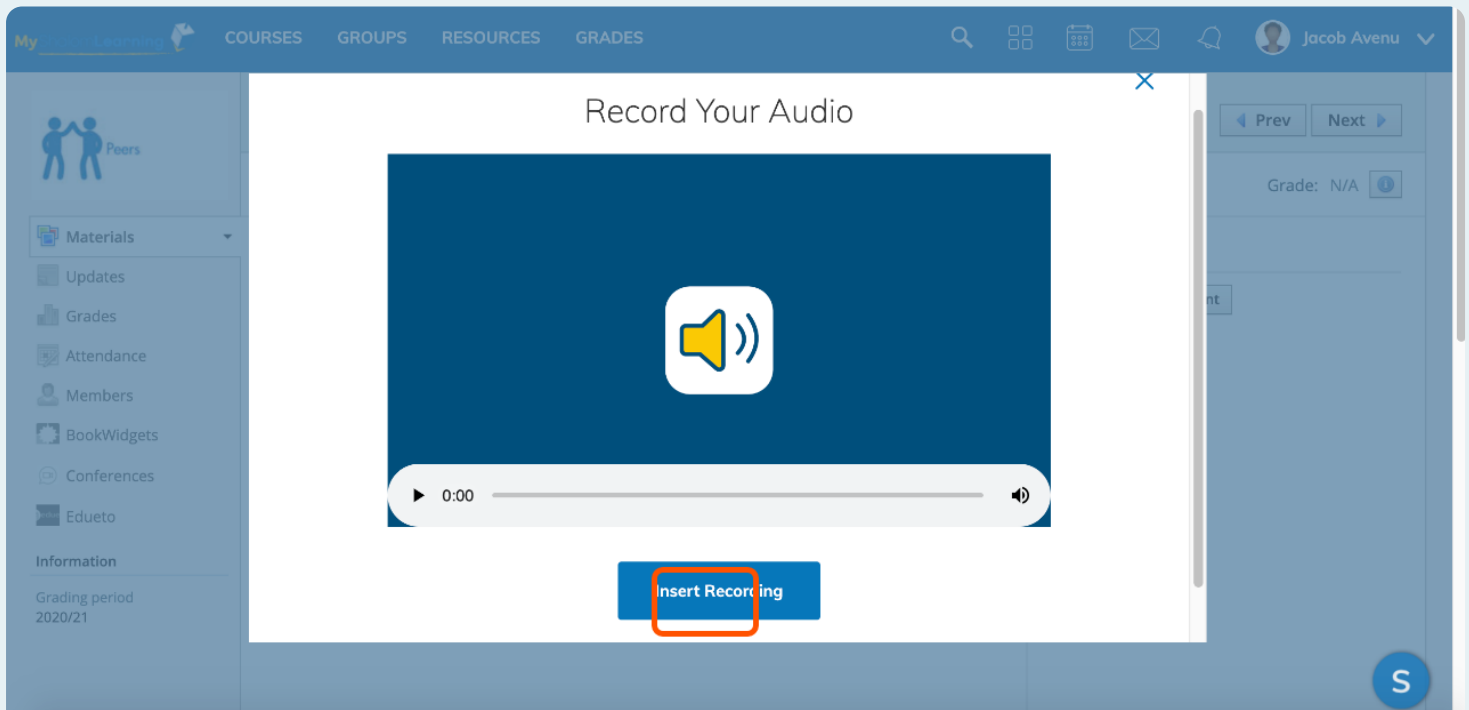
Click 'Start' and record your reading



Click 'Stop' when you are done



Click 'Insert'



Click 'Submit'

