


# Temple Beth El Membership Packet 2021-2022



Temple Beth El  
301 Possum Park Road  
Newark Delaware 19711  
302-366-8330

# FOR MORE INFORMATION

Website: [www.tbede.org](http://www.tbede.org)

## TEMPLE BETH EL OFFICE HOURS:

### Summer Hours Until August 18th

Monday: Closed (staff is working)  
Tuesday – Thursday: 9:00 a.m. - 5:00 p.m.  
Friday: 9:00 a.m. - 2:00 p.m.

### Regular Hours Starting August 18th

Monday, Wednesday, Thursday: 9:00 a.m. – 5:00 p.m.  
Tuesday: 10:30 a.m. – 6:30 p.m.  
Friday: 9:00 a.m. - 2:00 p.m.

Rabbi Jacob M. Lieberman  
Administrator: Michelle Maybroda

[rabbi@tbede.org](mailto:rabbi@tbede.org)  
[mmaybroda@tbede.org](mailto:mmaybroda@tbede.org)

(646) 369-0852  
(302) 366-8330

Co-President- Michael Rudolph  
Co-President- Cyndy Bender  
Treasurer-Robert Teitelbaum

[Dr5pepper@icloud.com](mailto:Dr5pepper@icloud.com)  
[cynben711@gmail.com](mailto:cynben711@gmail.com)  
[robertteitelbaum@msn.com](mailto:robertteitelbaum@msn.com)

(302) 547-0905  
(302) 593-6503  
(770) 570-8913



## Welcome to our new members and welcome back to our current congregants.

As membership chair let me welcome you to TBE. Being a member of Temple Beth El offers more than just a place of worship. We are a caring community with the goal of making each and every member feel that they are part of our extended family. From our Sisterhood to our Men's Club and the various committees within our community, we strive to meet every member's needs, whether it be spiritual, educational, or social.

If you have questions, want information, or any assistance feel free to contact me at (302) 547-7773 or [toaruba@aol.com](mailto:toaruba@aol.com), or call the Temple office and leave me a message. I will return your call or email you as soon as I can.

- *Linda Oster, Membership Committee Chair*

**Temple Beth El Registration is due by: August 31, 2021**

Please drop off or mail in registration by Monday, August 31, 2021.

# A MESSAGE FROM RABBI JACOB LIEBERMAN

5782

Hello & Welcome!



Thank you for your interest in and/or renewed support of our Temple Beth El (TBE) community! We are an egalitarian, Reconstructionist Jewish congregation that celebrates diversity and practices inclusion. “Coming as you are” is an important part of the fabric of our community. We strive to be an inspiring and nurturing Jewish community.

Our members come together in common purpose to build joyful and meaningful connections to our Jewish heritage and to one another in holy community. We create a variety of social, educational, and cultural programs to fulfill our broad vision of what synagogue life and Jewish community can be.

✚ Our Shabbat and holiday services are lively and spiritual, with a mix of learning, discussion and prayer, where adults find food for the mind and soul and where children are warmly welcome.

✚ Through our religious school and early childhood programs (Gan), children learn to read Hebrew and prayers and study Jewish history, holidays and culture.

✚ Adults also gather to study and learn, pray, play Mah Jong or poker, bake in our kitchen, and join together for cross-cultural and educational trips.

To get a sense of who we are and what we’re all about, consider joining us for a Shabbat or holiday service or at one of our many events. We like making new friends and will be keen to get to know you! To schedule or to be in touch with me, call the office or send me an email: [rabbi@tbede.org](mailto:rabbi@tbede.org). I love making new connections and getting to know people, too!

Fondly,

Rabbi Jacob M. Lieberman

# A MESSAGE FROM THE CO-PRESIDENTS

Welcome to Temple Beth El!

We would like to take this opportunity to thank you for being part of our Temple Beth El community and we are looking forward to sharing some wonderful and exciting events over the coming year.

The Temple Beth El community has always been an active one, with a vibrant Sisterhood and Mens Club, active religious school, musical activities, special interest groups and more. As we look ahead, we see Temple Beth El offering religious, educational and social activities with something for everyone.

A quick glance at the TBE calendar and you will note many activities already scheduled including:

- monthly Sisterhood and Mens Club activities,
- programs from Tot Shabbat to Adult learning,
- the amazing and fun Basketfest,
- our golf outing and art auction

This list could go on and on.

Our community is strong because of the Temple Beth El staff, and the many congregant volunteers who dedicate their time to organize these activities and bring us together. But, we can always do more! Have an idea, interested in something a little different? Have some spare time you'd like to dedicate to a good cause? All you have to do is reach out and let us know. We are always open to a helping hand, and to suggestions for how we can involve the community further. Please feel free to contact either one of us with your thoughts and ideas.

Again welcome to the Temple Beth El community, may the coming year allow us to develop spiritually, educationally and as a community,

Sincerely,

Cyndy Bender and Mike Rudolph Temple Beth El Board Co-Presidents



# A MESSAGE FROM MEN'S CLUB

Temple Beth El Men's Club Invites YOU to Join US!

*Ready for a quiz??*



What do all of these folks have in common??

- The Channel 3 TV News Helicopter Photographer
- The President of Delaware State University
- Delaware State Senator Sarah McBride
- A whiskey maker from Painted Stave Distillery
- Los Angeles comedian David Magidoff
- NASA Officials that pioneered the first helicopter flight on Mars
- The curator of the Hagley Library Museum Collection
- The Director of the Anti-Defamation League

*Here is the Answer.....* They were all *virtual* guest speakers during this past season's Men's Club Meetings! While we couldn't be together to enjoy breakfast and schmooze, we were able to continue our tradition of providing an educational and fun speaker series. And if you are saying to yourself, "I only wish I was able to see that helicopter videographer's police chase in Philly"....we have got you covered! We have recorded each program, available on Temple Beth El's Men's Club website. We are now planning our new season of programming – and if you have any speaker ideas or can help us in our long-awaited return for a delicious breakfast buffet, or have ideas for other social event, please contact us. We are continuing our Scrip Gift Card Fundraising and Fantasy Sports programs as well as participation in the Mackler Run. Remember, Men's Club activities are for all adult Temple Beth El members. So come out, have fun, support our Temple Beth El community, and find out what we are all about!

B'Shalom

Stu Widom, Temple Beth El Men's Club President

stuwidom@aol.com

# A MESSAGE FROM TBE SISTERHOOD



Sisterhood is comprised of all female members of the Temple. Sisterhood is a great way to become an integral part of the synagogue and to build long lasting friendships while having fun. There are so many ways to get involved in Sisterhood. We provide Onegs, Kiddushes and catering. Sisterhood has many programs to satisfy a variety of interests, including our biggest fundraiser, Basketfest, which draws people not only from our Temple, but from the broader community. Other Sisterhood-run events include: Mahjong madness and lessons; cookie exchange and charity gift auction; Hanukkah Bazaar and much more! We welcome you with open arms!

- *Linda Oster and Trayce Bahar, Sisterhood Co-Presidents*

## **Catering**

Temple Beth El has its own Kosher catering service run solely by volunteers. We can cater your Bar/Bat Mitzvah, Bris, Wedding and also a private party. Working an event is a great way to meet people, have fun and help fundraise for the Synagogue. Catering is a team effort, and you would never be in the kitchen alone!

- *Jennifer Barnett & Cailah Ogden, [tbecatering@gmail.com](mailto:tbecatering@gmail.com).*

## **Basketfest**

Basketfest, the largest fundraiser, draws people not only from our Temple, but from the broader community. We are looking for a chair and committee members to organize Basketfest for next year. You will have help from those who have done it in the past.


Would you like to get involved in Basketfest? Email me!!!!

- *Lisa Grier, [Imomof3boys@comcast.net](mailto:Imomof3boys@comcast.net) (302) 824-8974.*

# CARING COMMITTEE

We at Temple Beth El care about our family and community. There are times that our family needs help due to illness, injury, etc. Our committee does just that! If you know someone who needs assistance or would like to join our committee, please reach out to Linda Oster at [toaruba@aol.com](mailto:toaruba@aol.com). WE ARE FAMILY!

## ADULT HEBREW STUDY GROUP




Adults studying Hebrew together in a fun communal atmosphere. Everyone is welcome. All skill levels invited. No registration necessary. Feel free to drop in.

- Tuesdays, place and time to be determined.
- For more information, please contact Michael Shay at [shay@udel.edu](mailto:shay@udel.edu)



## TBE CHOIR & KLEZMER ORCHESTRA



If you enjoy singing and/or playing an instrument, please join the Temple Beth El Choir and/or TBE Klezmer Orchestra. The Choir will begin meeting in August and the Klezmer Orchestra will start after the High Holidays

For more info about **choir**, please contact Susan Shertok at 302-369-4018, [skshertok@yahoo.com](mailto:skshertok@yahoo.com).

For more info about **klezmer**, please contact Eric Rangell at (484) 620-5639, [erangell@gmail.com](mailto:erangell@gmail.com).





# RELIGIOUS SCHOOL

## A message from our Religious School Director...

Welcome back to a new year of learning at Temple Beth El's Religious School! We are so grateful and excited to be back in our building and looking forward to seeing children back in the classrooms and families visiting the synagogue once again. We will be continually monitoring the CDC and State of DE Covid guidelines in order to ensure a healthy environment for our teachers and students.



In anticipation, we have been busy preparing for a year filled with engaging and meaningful curriculum and programming. The teachers, Rabbi Jacob and I are planning an amazing year filled with Jewish culture, community connections, holiday celebrations and a strong focus on Hebrew literacy. You will hear much more as the year begins.

I look forward to getting to know each of you and your children as we learn, grow, and make connections. I relish open communication. Please do not hesitate to contact me in person or via e-mail or phone.

B'Shalom,

Adina Mattes  
Education Director  
[amattes@tbede.org](mailto:amattes@tbede.org)

### Religious School

Sundays - 9:15 to 11:45 am ✨ ✨ Tuesdays - 4:45 to 6:30 pm

✨ ✨ Open House and Back to School Night – Tues., August 31 at 5:00pm ✨ ✨

First Sunday, All Grades, September 12th at 9:15 am  
First Tuesday, Aleph – Hai, October 5th at 4:45 pm

B'raysheit Pre-K/Kindergarten, 1, 2, & Confirmation Classes (8<sup>th</sup> -10<sup>th</sup>) meet on Sundays only.  
Aleph (Third grade) through Hai (Seventh grade) meet on Sundays & Tuesdays.

Education Committee Chairperson: Lori Gandy



### GAN

A once-a-month class for 18 months – 4 years old  
Sundays from 10:30 am - 11:30 am  
9/19, 10/17, 11/14, 12/19, 1/16, 2/13, 3/20, 4/10, 5/15

Children explore Jewish customs, ceremonies, and the holidays in a warm, fun atmosphere with songs, stories, arts & crafts, and snack.

**This program is open to the entire Jewish community. Call (302) 366-8330 to register.**



# TEMPLE BETH EL RELIGIOUS SCHOOL STUDENT REGISTRATION FORM 2021-2022

*Please be sure to fill out a registration form for EACH student.  
Additional forms can be downloaded at tbede.org or stop by the office.*

## **Student Information:**

(Please print)

\_\_\_\_\_ (ben/bat) \_\_\_\_\_  
Last Name                      First Name                      Childs Hebrew Name  
\_\_\_\_\_  
Birth Date                      Secular School or District                      2021-2022 Grade

## **Family Contact Information:**

Parent Name \_\_\_\_\_

Parent Hebrew Name \_\_\_\_\_ (ben/bat) \_\_\_\_\_

Street Address \_\_\_\_\_ City \_\_\_\_\_ Zip \_\_\_\_\_

Home Phone \_\_\_\_\_ Work Phone \_\_\_\_\_ Cell Phone \_\_\_\_\_ E-Mail \_\_\_\_\_

Parent Name \_\_\_\_\_

Parent Hebrew Name \_\_\_\_\_ (ben/bat) \_\_\_\_\_

Street Address \_\_\_\_\_ City \_\_\_\_\_ Zip \_\_\_\_\_

Home Phone \_\_\_\_\_ Work Phone \_\_\_\_\_ Cell Phone \_\_\_\_\_ E-Mail \_\_\_\_\_

Information will be sent to parents via e-mail. If you have more than one e-mail account, where do you want information sent? (Please check both or just put one name in.)

E-mails sent to: Parent Name: \_\_\_\_\_ Parent Name: \_\_\_\_\_ Both \_\_\_\_\_

## **Emergency Contacts (Other than parents):**

1. Name \_\_\_\_\_ Home Phone \_\_\_\_\_  
Relationship \_\_\_\_\_ Alternate Phone \_\_\_\_\_

2. Name \_\_\_\_\_ Home Phone \_\_\_\_\_  
Relationship \_\_\_\_\_ Alternate Phone \_\_\_\_\_

In the event of an emergency, every effort will be made to contact the parents. Please provide additional emergency contacts if a parent is unreachable.

In case of emergency, do you give your permission to the school staff to call your doctor/dentist and/or take your child to the hospital to receive necessary emergency treatment?

Yes  No                      **Parent's Initials** \_\_\_\_\_

**Medical Information:**

Physician’s Name \_\_\_\_\_

Phone: \_\_\_\_\_

Dentist’s Name \_\_\_\_\_

Phone: \_\_\_\_\_

Current medical diagnoses/conditions: \_\_\_\_\_

Medications: \_\_\_\_\_

Allergies: \_\_\_\_\_

**Medical Insurance Information:**

Insurance Co. Name: \_\_\_\_\_

Policy # \_\_\_\_\_

Group # \_\_\_\_\_

Policy Holder \_\_\_\_\_

**Learning Accommodations:**

Yes No Does your student benefit from learning accommodations in other educational settings. If your student has an **IEP** or **504 plans**, **please provide us with a copy so we can meet their needs.**

**Field Trips:** My child has permission to go on educational field trips sponsored by the Temple Beth El Religious School. I understand that I will be notified of these trips in advance. Children will travel by bus or private car and will be accompanied by staff and school parents. I release Temple Beth El from all responsibility during supervised activities. **Parent’s Initials** \_\_\_\_\_

**Substance Abuse:** I understand that no smoking, alcohol or drugs other than those prescribed by a licensed physician will be permitted during school or on field trips. If my child is caught in possession of or using cigarettes, alcohol and/or drugs, I will be notified. If I am able to pick up my child, I will do so immediately. If not, my child will be sent home at my expense with an adult supervisor. **Parent’s Initials** \_\_\_\_\_

**Unacceptable Behavior:** The Religious School aims to provide a comfortable and safe space for all students and staff. If my child exhibits aggressive behavior, consistently disrupts the class or makes disparaging remarks towards staff or other students, the teacher and/or School Administrator will (A) reprimand the student. If this behavior continues, we will (B) Call the parents, (C) Have a parent conference, and or (D) Request a parent to sit in classes to observe. **Parent’s Initials** \_\_\_\_\_

**\*Parent Participation:**

Each family is **required** to volunteer 10 hours in the Temple Beth El Kitchen for Oneg/Kiddush. These hours equate to volunteering for 2 Friday nights and 2 Saturday mornings. You will receive an e-mail notification to sign up for specific dates.

***\*\*\*All parents are required to help with their assigned class Shabbat dinner or Kiddush lunch. (B’raysheit & Yeladim help Aleph and Bet, Aleph/Bet helps Gimmel, Gimmel helps Dalet and Hai, Dalet/Hai help Confirmation & Confirmation helps B’rayshei & Yeladim)***

In addition, please volunteer for at least one of the following activities below:

- Parent Coordinator (“homeroom parent”)       Fundraising       Substitute Teaching
- Other Holiday Celebrations       Baking/Cooking       Purim
- (Hanukkah, Sukkot, Simchat Torah, Passover)       Mitzvah Day       Chaperone field trips

**Photo Release Form**

I give permission for my child's photograph or video image to be published in any form of media, via print or electronic (e.g. video, internet, synagogue web site)

I **DO NOT** give permission for my child's photograph or video image to be published in any form of media, via print or electronic (e.g. video, internet, synagogue web site)

\_\_\_\_\_  
Parent's Signature

\_\_\_\_\_  
Date

# 2021-2022 MEMBERSHIP INFORMATION

Temple Beth El operates under a “Fair Share” Dues Schedule. It is very important to be supportive of our members, but we must also keep the synagogue on sound financial ground. Temple Beth El board members have worked hard to consider the needs of the synagogue and to evaluate how to control expenses and the potential impact of the current economy on our immediate and long-term future. The President and Treasurer will be monitoring the suggested levels of contribution during the 2021-2022 membership drive. Honesty and generosity are among the core values of Judaism.

We urge you to evaluate your commitment to Temple Beth El and our continued growth, not only in terms of membership but also in terms of the revenue dollars needed to support our many outstanding programs and activities including our excellent Religious School. Please help us by getting your forms in no later than August 31. If special financial arrangements need to be made, you must contact Robert Teitelbaum (TBE Treasurer) at (770) 570-8913, [robertteitelbaum@msn.com](mailto:robertteitelbaum@msn.com) or (Co-Presidents) Michael Rudolph at (302) 547-0905, [Dr5pepper@icloud.com](mailto:Dr5pepper@icloud.com), Cyndy Bender at (302) 593-6503, [cynben711@gmail.com](mailto:cynben711@gmail.com).

Please remember that your registration is not official until accepted by either the President or Treasurer and that all outstanding 2020-2021 balances are paid before registration.

It is also important to note that your pledge must be paid in the manner you have indicated on your pledge sheet unless prior arrangements are made with the Robert Teitelbaum, Temple Beth El Treasurer.

## 2021-2022 DUES SCHEDULE

Temple Beth El’s “fair share” policy expects members to place themselves in the correct category. The president and treasurer reserve the right to return pledge forms that do not indicate an acceptable level of commitment.

Income is defined as the gross income of member(s) including all sources of revenue. This is essentially the adjusted gross income as defined by the IRS. Retirees who use other sources to subsidize this amount should include these withdrawals as part of their gross.

Gross Family/Individual Income	Dues	Gross Family/Individual Income	Dues
>325,000.....	\$4,200	85,001.....<100,000.....	\$2,200
280,001.....<325,000.....	\$3,925	70,001.....<85,000.....	\$1,875
240,001.....<280,000.....	\$3,675	55,001.....<70,000.....	\$1,675
200,001.....<240,000.....	\$3,475	45,001.....<55,000.....	\$1,450
165,001.....<200,000.....	\$3,075	35,001.....<45,000.....	\$1,225
130,001.....<165,000.....	\$2,650	<35,000.....	\$975
100,001.....<130,000.....	\$2,400		

**First year-** may pay ½ of the dues amount with other appropriate charges such as school & building fund at full rate.

**Young Adult - Under age 30** (before September 1 of the membership year) free membership. All additional charges/fees apply.

**Young Adult Family** – The oldest spouse under age 30 (before September 1 of the membership year) free family membership. All additional charges/fees apply.

**President's Circle** - A special category intended to recognize those who generously pledge 150% or more of the scheduled dues amount. Your name will be included on the President's Circle plaque located in our lobby. If you are able, please consider this additional donation to help us provide more to our community than our operating budget allows.

**T’rumah** - An additional voluntary donation to help Temple Beth El meet expenses.

**Security** – A voluntary donation used exclusively for security reasons, \$54.

### ASSOCIATE MEMBERSHIPS

Associate memberships are non-voting memberships, without the ability to hold elected or appointed office. Associate members are not eligible for membership privileges such as enrolling in religious school, having a B’nai Mitzvah at Temple Beth El or a wedding.

**Babayit** – \$500 Limited to those members who are members in good standing at another synagogue and live within 150 miles of Temple Beth El.

**Choots Labayit** - \$300 Limited to those whose legal resident is more than 150 miles from Temple Beth El

**BUILDING FUND** - \$2,000.00 (One Time Assessment for New Members)

Over the course of the first five (5) years of Temple Beth El membership, each member family is asked to contribute a total of \$2,000 to our Building Fund. This ensures a steady stream of income specifically designated for building projects and improvements. Minimum contribution per year of \$400.

**RELIGIOUS SCHOOL TUITION**

One day per week:

Pre-K/K, 1, & 2.....\$400/student

Confirmation.....\$450/student

Two days per week:

3rd - 5th.....\$600/first student

6th & 7th .....\$800/first student

\$50 discount for additional sibling

\*\*Tuition includes Book/Activity/Snack fees. Trip Fees are additional.

REMEMBER: Your contribution to Temple Beth El, exclusive of Religious School fees, is tax-deductible

## **TEMPLE BETH EL E-MAIL POLICY**

By providing my email address to TBE, I am consenting to receiving official communications, including notices of Congregation meetings and other notices sent to members, by email. *I understand that if I wish to receive notices of Congregation meetings and/or other official mailings by postal service mail rather than or in addition to email notification, I must notify the office in writing that I want to receive notices by U.S. mail.*

# PLEDGE SHEET 2021-2022

Please accept the following contribution as my "fair share" pledge.

NAMES (Please Print)

Adult Member 1 \_\_\_\_\_ Birthday \_\_\_\_\_

Adult Member 2 \_\_\_\_\_ Birthday \_\_\_\_\_

Anniversary \_\_\_\_\_

Address \_\_\_\_\_

\_\_\_\_\_

Phone (Home) \_\_\_\_\_ (Cell) \_\_\_\_\_

E-mail \_\_\_\_\_

A. Temple Beth El Dues Pledge \_\_\_\_\_

B. President's Circle (additional 50% or more of Line A) \_\_\_\_\_

C. Building Fund \_\_\_\_\_

D. Religious School Pre-K / K, 1 & 2 @ \$400/student \_\_\_\_\_  
Confirmation @ \$450/student \_\_\_\_\_  
3rd - 5th grade @ \$600/first student \_\_\_\_\_  
6th & 7th grade @ \$800/first student \_\_\_\_\_  
Two-day-a-week deduct \$50 for each additional sibling \_\_\_\_\_  
Religious School Total \_\_\_\_\_

E. High Holy Day Tickets for visiting family  
min. donation \$30/pp - one holiday \$50/pp - both holidays \_\_\_\_\_

Visitors names: \_\_\_\_\_

This includes adult children (not college students) who do not live in our normal service area as determined by the Board. Those over 30 and living in our service area must make their own arrangements for tickets.

If your guests are members of a synagogue in their city, there is no fee for tickets. Please provide us with the name of your guests out of town synagogue \_\_\_\_\_.

F. Trumah - Please consider a donation of an amount that is significant to you. \_\_\_\_\_

G. Security - A voluntary donation used exclusively for security reasons, \$54. \_\_\_\_\_

TOTAL PLEDGED \_\_\_\_\_

AMOUNT ENCLOSED (25% Minimum) Check #: \_\_\_\_\_

BALANCE \_\_\_\_\_



**PLEASE CHECK ONE:**

- Pay total pledge in full by check
  - Pay 25% at the time of registration and...
  - 1 payment of 75% \$ \_\_\_\_\_ before 12/31/21
  - 9 equal payments \$ \_\_\_\_\_ Oct. - June
  - 3 equal payments \$ \_\_\_\_\_ Dec., Mar., June (No later than the last day of the month)
- All payments must be made by June 30, 2022

Pledges must be made on the schedule you have chosen and received no later than the last day of the month. I understand that the above represents my contribution to Temple Beth El for the 2021-2022 year. Dues payments can be made via tbede.org website.

Signature \_\_\_\_\_ Date \_\_\_\_\_

**Non-Members:** \_\_\_\_\_ I do not wish to affiliate with Temple Beth El at this time. However, I do wish to attend High Holy Day Services. My minimum contribution of \$250.00 per person is enclosed which entitles me to seating at all High Holy Day Services.

Name \_\_\_\_\_

Phone Number \_\_\_\_\_

Address \_\_\_\_\_

\_\_\_\_\_

Children at home (ages) \_\_\_\_\_

Check # \_\_\_\_\_

Amount \$ \_\_\_\_\_

# FAMILY CENSUS FORM

PRINT CLEARLY

*Please complete in full if you are a new member OR ANY information has changed.*

Last Name: \_\_\_\_\_ First Names: \_\_\_\_\_ & \_\_\_\_\_

Address: \_\_\_\_\_

Date Joined: \_\_\_/\_\_\_/\_\_\_ Home Phone: (\_\_\_\_) \_\_\_\_\_ - \_\_\_\_\_ Cell: (\_\_\_\_) \_\_\_\_\_ - \_\_\_\_\_

E-Mail: \_\_\_\_\_ and \_\_\_\_\_

Married  Single  Divorced  Widowed      Date/Place of Marriage: \_\_\_\_\_

Hebrew Name:

\_\_\_\_\_ ben/bat \_\_\_\_\_      \_\_\_\_\_ ben/bat \_\_\_\_\_

Yours

Parent

Yours

Parent

Occupation: \_\_\_\_\_

Place of Employment: \_\_\_\_\_

Single Children First Name and Middle Initial	Birthdate	Hebrew Name
Married Children First Name and Middle Initial	Birthdate	Hebrew Name
Other Relatives in our Congregation	Relationship	

# MEMBER INTERESTS

**Previous Affiliation:**

Orthodox    Conservative    Reform    Reconstructionist    Renewal    Unaffiliated

**Activities and Positions held in previous Congregation(s)**

---



---



---

**Please list special talents or interests:**

---



---



---

# Yahrzeits

*Please complete in full if you are a new member OR ANY information has changed.*

NAME OF DECEASED	RELATIONSHIP	DATE OF DEATH	BURIAL LOCATION

# HIGH HOLY DAY CALENDAR 2021

## Rosh Hashanah

Monday, September 6- 7:30 pm – Erev. Rosh Hashanah  
Tuesday, September 7 - 9:30 am - Rosh Hashanah Day 1  
    Youth Services 11:00 am - 12:30 pm (Grades K-2 / Grades 3-7)  
    Family Service 4:00 pm - 4:45 pm  
    Tashlich Service 5:00 pm @ Paper Mill Park  
Wednesday, September 8 - 9:30 am – Rosh Hashanah Day 2

## Yom Kippur

Wednesday, September 15 - 7:00 pm - Kol Nidre/ Erev. Yom Kippur  
Thursday - September 16 - 9:30 am -Yom Kippur  
    Youth Services 11:00 am - 12:30 pm (Grades K-2 / Grades 3-7)  
    Yizkor approx. 12 noon  
    Family Service & Afternoon Ne'ilah Service 5:30 pm  
    Final Shofar blast / Havdalah / Break Fast 7:30 pm

## Sukkot

Friday, September 24 - Potluck Dinner & Service

## Simchat Torah

Tuesday, September 28 - 6:00 pm - Erev Simchat Torah Dinner, Service & Celebration



## TEMPLE BETH EL'S HIGH HOLY DAYS - FAMILY SERVICES

**Rosh Hashanah**  
Tuesday, September 7  
Family Service - 4:00 - 4:45 pm  
Tashlich 5:00 pm @ Paper Mill Park

**Yom Kippur**  
Thursday, September 16 - 5:30 pm - 7:30 pm  
Ne'ilah/Family Service/Havdalah 5:30 pm

Everyone is welcome! Bring your family and friends for an engaging and exciting service. Be inspired for the New Year with music, storytelling, movement, and drama. For more info. Contact the Temple Beth El office 366-8330.



# BOOK OF REMEMBRANCE

It has been our custom to distribute "The Book of Remembrance" at our Yizkor service on Yom Kippur. Yizkor is said for deceased parents, spouse, siblings, children and other relatives and friends. This tradition has brought comfort to generations of Jewish people. Please fill out the form below and return it to the synagogue office along with your registration. You can write “same” if you want the same names as last year.

The Book of Remembrance will be printed as a separate booklet and will be available at the Yizkor service. There will also be time for private prayers and reflection.

If you are interested in acquiring a memorial plaque on our board in the sanctuary, please contact the office at (302) 366-8330. This ensures that the name of your loved one will be lit every year on the anniversary of his/her death.

Name of Deceased	Relationship	Name of Mourner

Please accept the following contribution: \$ \_\_\_\_\_ **\$5.00 minimum per name**

**Your Name:** \_\_\_\_\_

*Please submit a separate check.*



# HIGH HOLY DAY BIMA FLOWERS

If you would like to donate towards the bimah flowers, there is a minimum donation of \$50. Please contact the Temple Beth El office to make your contribution.



## SUKKOT CELEBRATIONS DECORATIONS NEEDED!



Corn stalks, bamboo, pumpkins & gourds should be dropped off by September 17.



### ETROG & LULAV

If you would like to order an Etrog & lulav for your own personal use, please contact the TBE office by September 10.



### HAS YOUR FAMILY HAD A SIMCHA (CELEBRATION) THIS YEAR?

If so, we would love to mention it at our High Holy Day Services or other TBE communications!




# THE LOSS OF A LOVED ONE...

In the event of a death in your immediate family, please contact the TBE office if you would like our congregation to be informed with the following information:

Funeral information

Shiva / Memorial service information

Donation (Will be directed to TBE if not otherwise indicated)



## Temple Beth El Cemetery Section

The Montefiore Mutual Benefit Society of Wilmington, DE. part of the Jewish Community Cemetery Association, has designated 200 sites for a Temple Beth El section. Membership applications are available at the synagogue office. Montefiore provides a number of benefits and should be seriously considered. The site adjoins the Lombardi Cemetery which is non-denominational. It may be possible to work out burial arrangements in interfaith marriage cases to accommodate this situation. Questions should be directed to Josh Schoenberg at 302-762-0334.