

PRE-K

SUMMER

FUN

PACKET

ABC

123

PRE-K

June 22, 2023

Dear Parents,

Here is a summer homework packet for all the children to enjoy!

Have your child do 1 page a day or work for no longer than 5-10 minutes a day.

You can access this summer packet on ASHAR's website as well if you would like to print extra pages.



























Children that bring back a completed summer packet when school starts again will receive a special prize!

Have a fantastic summer!!

-The Pre-K Morot

Letter Review:

Review the letter, keyword, and sound:

Aa  apple	Bb  bat	Cc  cat	Dd  dog	Ee  Ed	Ff  fun	
Gg  game	Hh  hat	Ii  itch	Jj  jug	Kk  kite	Ll  lamp	
Mm  man	Nn  nut	Oo  octopus	Pp  pan	Qq  queen	Rr  rat	Ss  snake
Tt  top	Uu  up	Vv  van	Ww  wind	Xx  fox	Yy  yellow	Zz  zebra


wh 	ch 	sh 	th 	ck 
--	--	--	--	--

Name the Hebrew letters and the sounds that they make:

א	ב	ג	ד	ה	ו	ז
ח	ט	י	כ	ך	ל	מ
ם	נ	ז	ס	ע	פ	ף
צ	ץ	ק	ר	ש	שׂ	ת

What is the beginning sound of the word? Write the letter.

9



Name: _____

Counting Seeds

Directions: Count the watermelon seeds. Draw a line from the number to the correct amount of seeds.


1



2



3



4









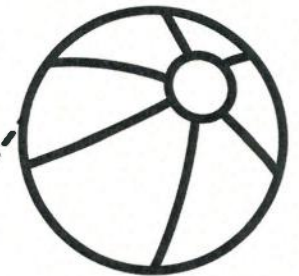

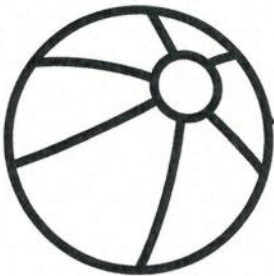
5



Name: _____

Let's Trace

Directions: Trace the dotted lines from one picture to the matching one.




What is the beginning sound of the word? Write the letter.




Name: _____

Let's Count


Directions: Color the bugs and count how many there are in each jar. Cut and paste the correct number to match.




Paste
Here




Paste
Here




Paste
Here



Paste
Here



Paste
Here



Paste
Here

1

2

3

4

5

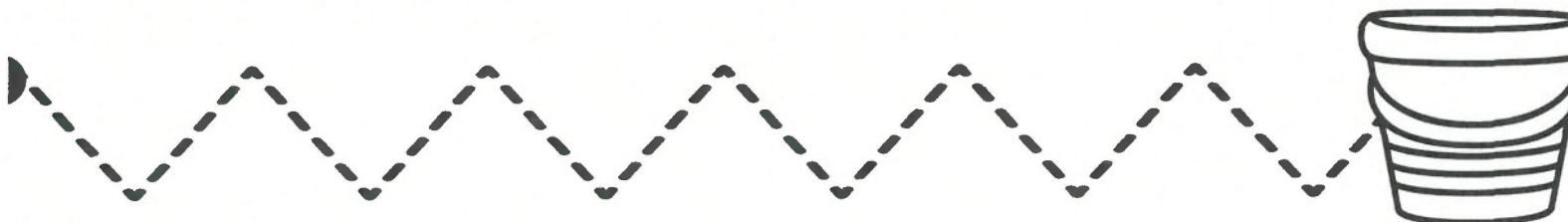
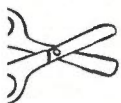
6

Name: _____



Let's Cut Across

Directions: Start at the black dot and use your scissors to cut the lines across to each beach pail.



What is the beginning sound of the word? Circle the letter.



G

C



N

M



G

J



S

C



W

H



K

Q



U

O




E

I



O

A



A

U



I

E




O

U


Name: _____

Counting Shells


Directions: Count and color the shells. Cut and paste the number to match.




Paste
Here




Paste
Here




Paste
Here



Paste
Here



Paste
Here



Paste
Here

©Andrea Marchildon 2016

5

6

7

8









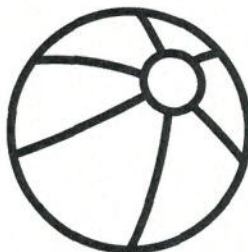
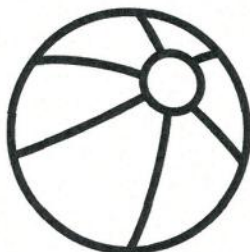
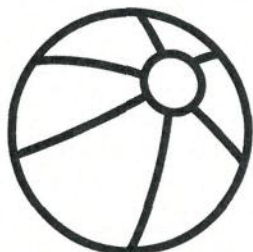
9

10

Name: _____

What's Different?

Directions: Look at all of the pictures in each row. Circle the picture that is different.



What is the beginning sound of the word? Circle the letter.



P

B



S

V



M

N



T

D



C

Q



R

W



P

B



R

W



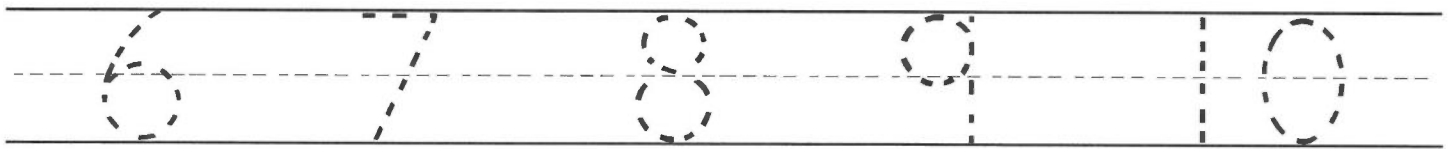
T

D


Name: _____

Numbers 6 – 10


Trace the numbers.



Count the shells. Color in the circle with the correct number.




- 7
- 8
- 9




- 5
- 6
- 7

Count the bugs. Color in the circle with the correct number.



- 7
- 8
- 9



- 5
- 6
- 7

Count the seeds. Color in the circle with the correct number.

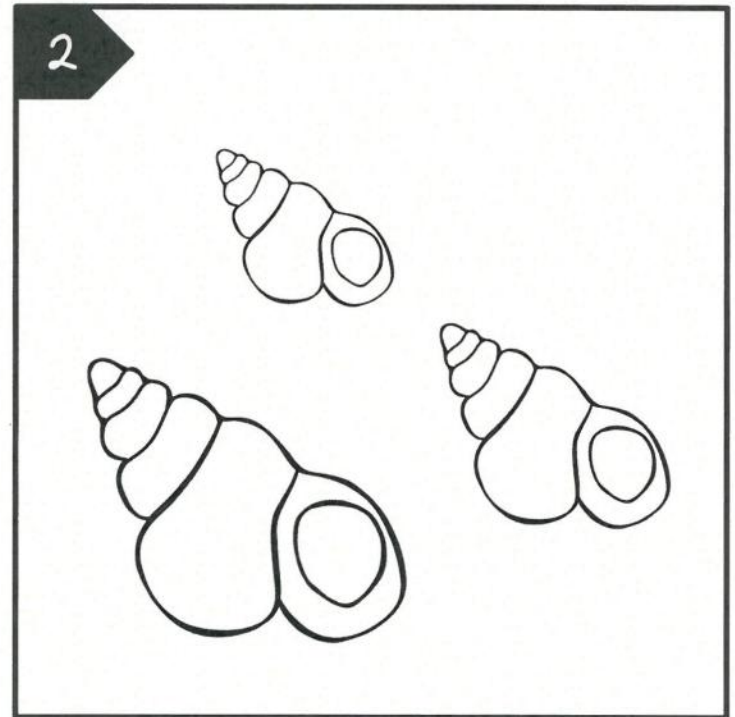
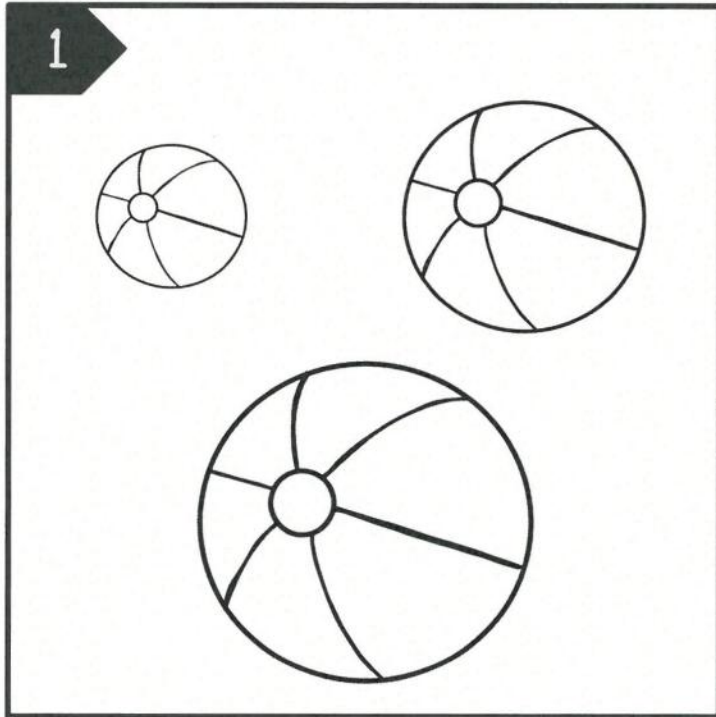


- 8
- 9
- 10

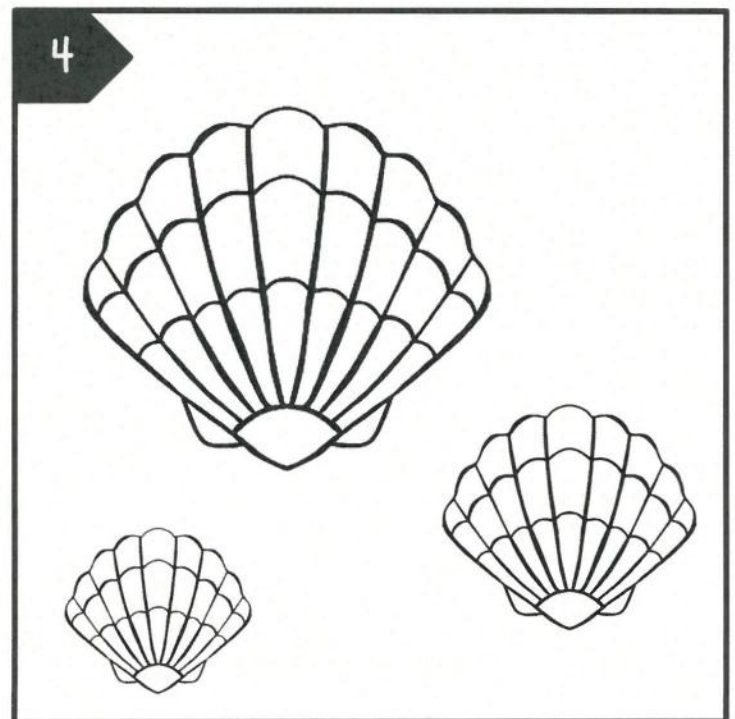

Name: _____

Smallest vs. Largest

Circle the object in each box that is the **smallest**.



Circle the object in each box that is the **largest**.





Circle all the things that start with:

Y



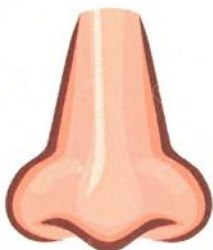
Circle all the things that start with:

W




Circle all the things that start with:

N




n




Name: _____

Beginning Sounds


Directions: Look at each picture. Say the name of the picture aloud. Color the circle with the correct beginning sound.




b d f



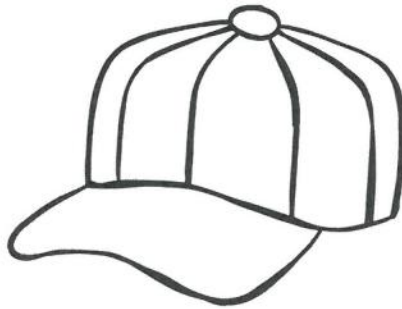
s p r



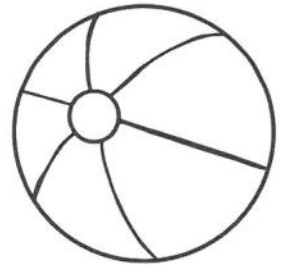
c m p




d s m



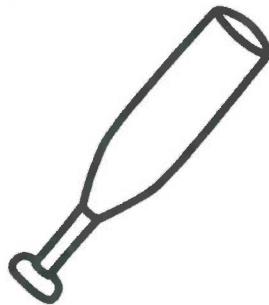
z e h




b k l



a f g



a b c



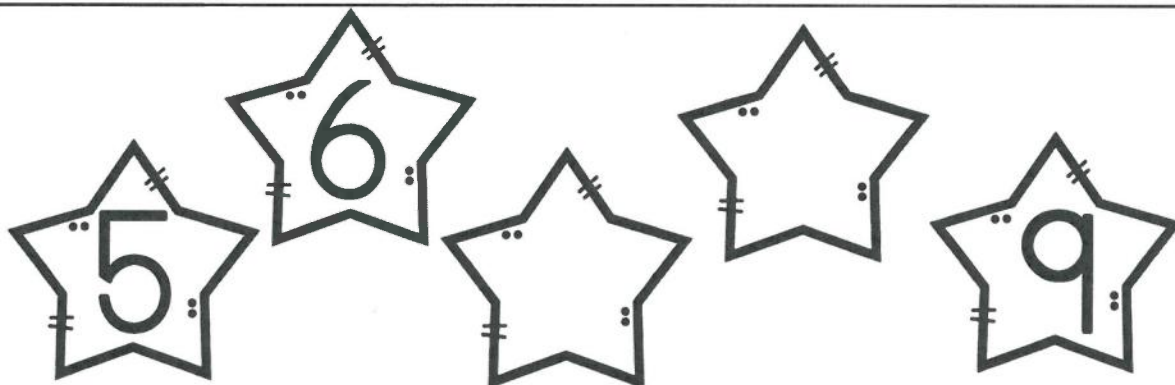
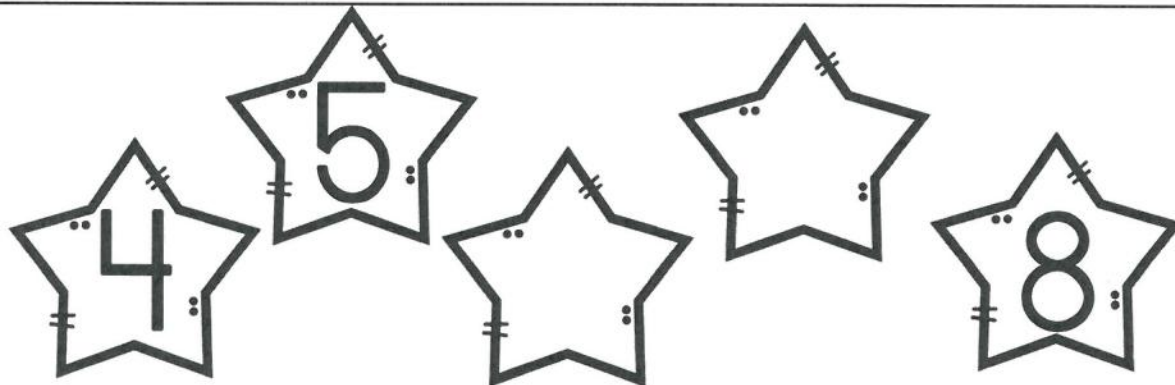
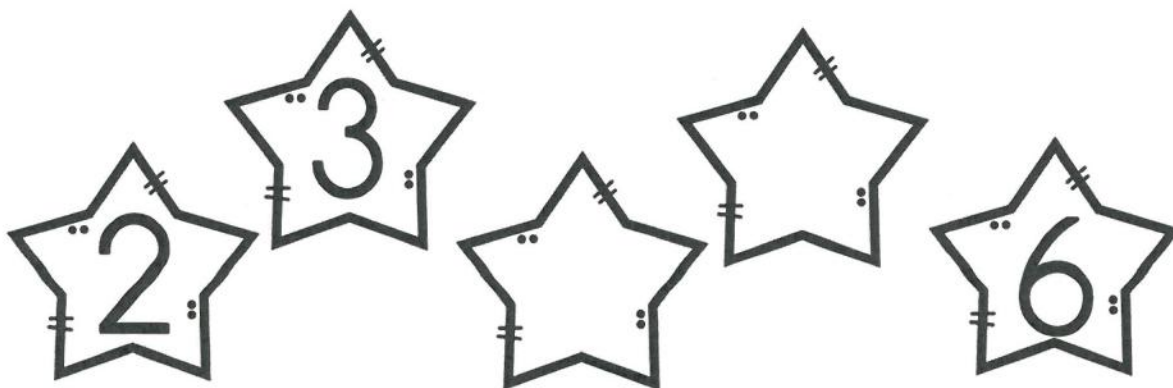
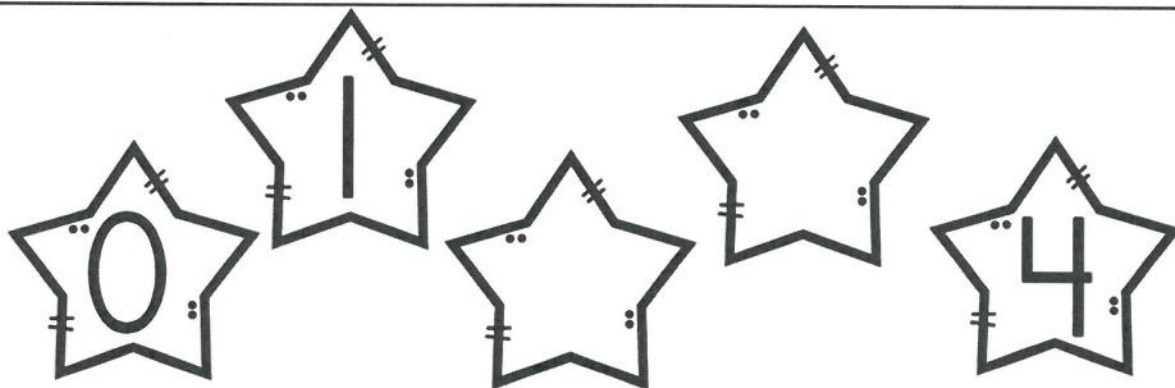
m n s

Name: _____

Counting Up





Directions: Write the missing numbers on the stars.





Circle all the things that start with:

U



Circle all the things that start with:

I



Name: _____

Summer Patterns

Directions: Cut and paste the pictures to complete each pattern.

				Paste Here
				Paste Here
				Paste Here
				Paste Here
				Paste Here













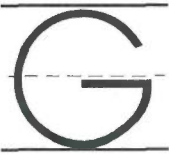





©Andrea Marchildon 2018



Name: _____

Uppercase & Lowercase

Directions: Look at each uppercase letter. Color in the ice cream scoops with the matching lowercase letter.



Name: _____

Greater Than

In each box, circle the group that has more.



1

Count the shells.



2

Count the bugs.



3

Count the seeds.




4

Count the scoops.



Name: _____

Let's Roll



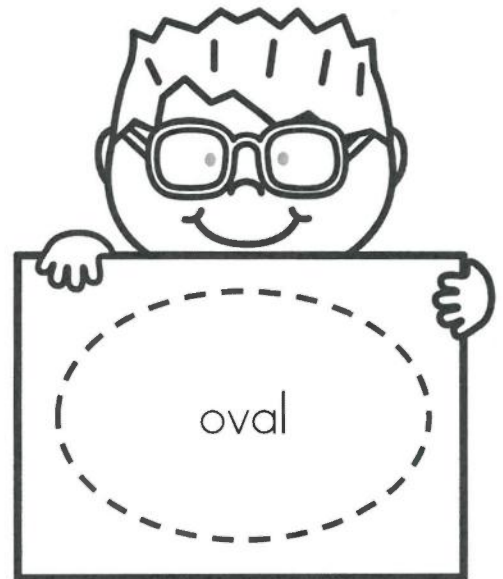





Directions: Roll one die and count the number of dots. Color in the ice cream cone with that number.








Name: _____

Tracing Shapes

Directions: Trace each shape.



Directions: Color the squares red.

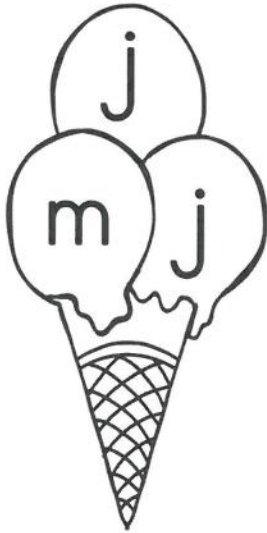


Name: _____

Uppercase & Lowercase

Directions: Look at each uppercase letter. Color in the ice cream scoops with the matching lowercase letter.


J




K




L



M



N



O



P



Q





R



Name: _____

Ten Frames

Directions: Count the number of shells in each ten frame. Write the number in the circle.




Name: _____


Rhyme Time

Directions: Look at the pictures and the words in each box. Find the 2 ice cream cones with rhyming words and color them in.


1



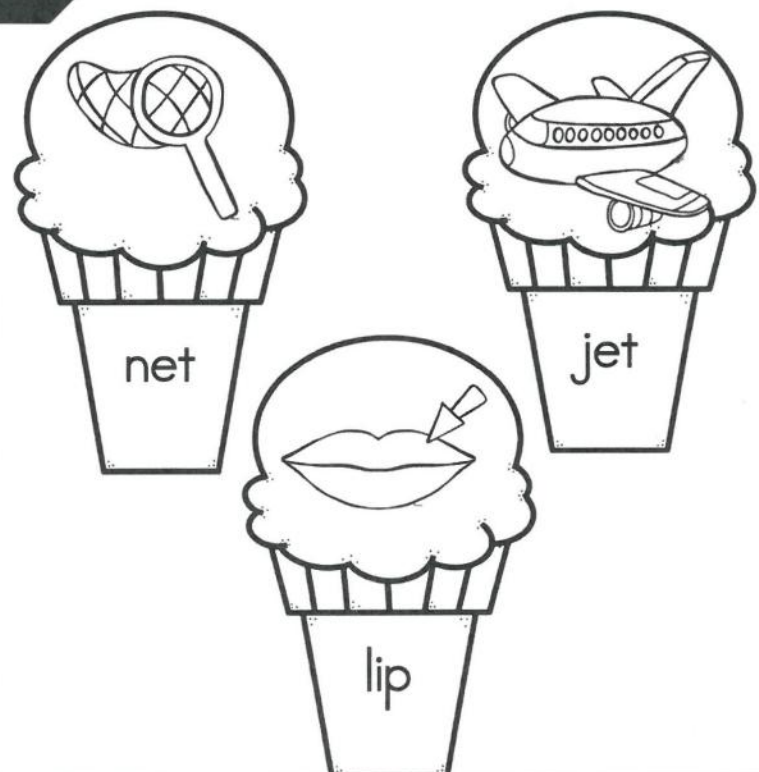
2



3




4




Name: _____

Counting Shells


Directions: Count the shells in each ten frame. Color in the circle with the correct number.




2 3 4




2 3 4




3 4 5



6 7 8



7 8 9



2 3 4

Fill in the missing numbers..

1		3	4		6		8
---	--	---	---	--	---	--	---

1	2		4		6	7	8
---	---	--	---	--	---	---	---

	2	3		5		7	8
--	---	---	--	---	--	---	---

1			4	5			8
---	--	--	---	---	--	--	---

		3		5	6		8
--	--	---	--	---	---	--	---

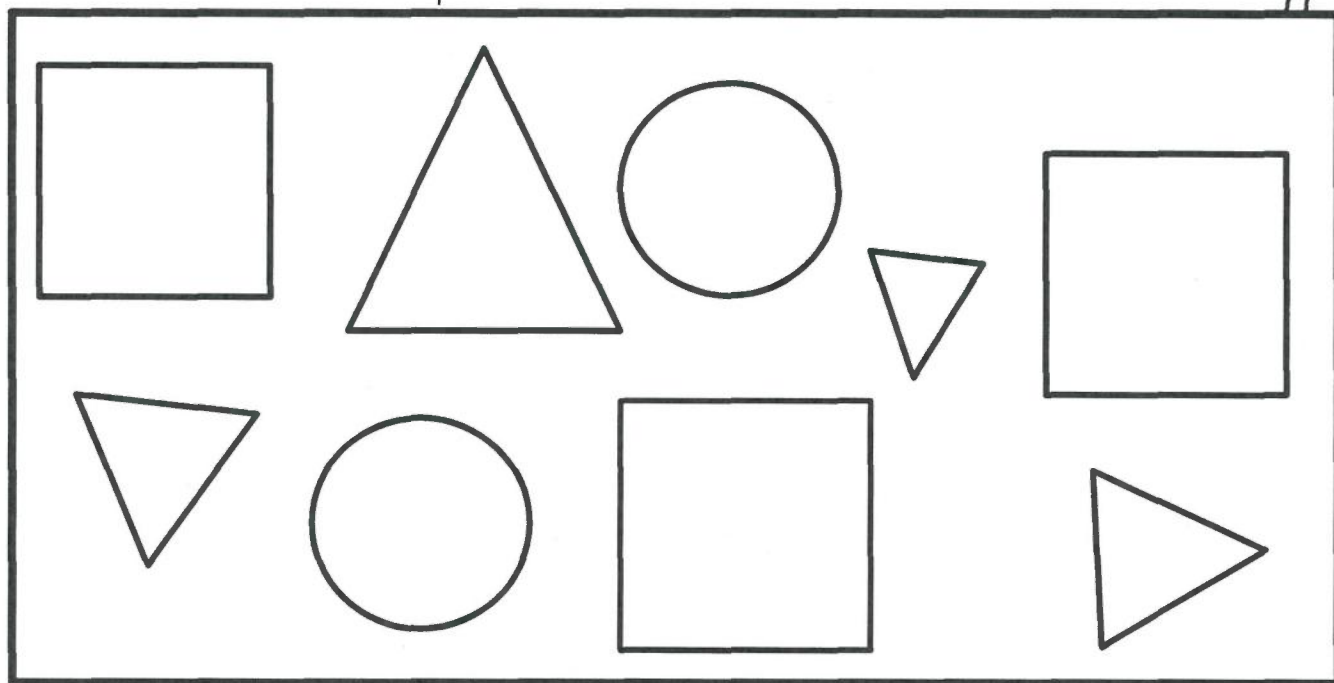
1		3	4			7	8
---	--	---	---	--	--	---	---

Name: _____






Let's Graph

Directions: Count the shapes and color in a box for each one.





Number of Shapes

4			
3			
2			
1			
			

Shape



Circle all the things that start with:

A







Circle all the things that start with:

O










Circle all the things that start with:

E



Count the items and write the number in the box.



Practice writing the ABC letters

L

--	--	--

C

--	--	--

F

--	--	--

O

--	--	--

E

--	--	--

Q

--	--	--

H

--	--	--

G

--	--	--

T

--	--	--

S

--	--	--

I

--	--	--

J

--	--	--

U

--	--	--

D

--	--	--

Practice writing the ABC letters

P

--	--	--

V

--	--	--

B

--	--	--

W

--	--	--

R

--	--	--

X

--	--	--

K

--	--	--

Y

--	--	--

A

--	--	--

Z

--	--	--

M

--	--	--

N

--	--	--

Practice writing the numbers

0

1

2

3

4

5

6

7

8

9

10

Write the Capital letter.

f

s

a

b

e

q

c

h

d

k

z

l

x

r

v

p

i

n

j

t

g

w

y

o

u

m