

How can you log into your B'nai Havurah account?

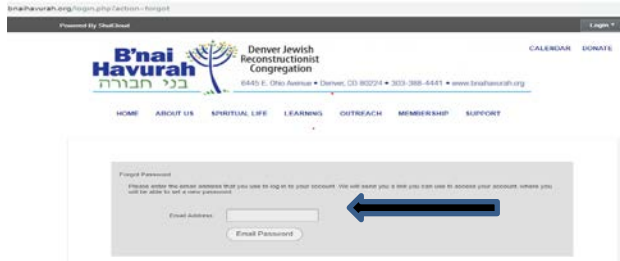
Logging into your secured account is simple and gives you the ability to check your balances, pay your bill, make donations, add or edit yahrzeits, connect with members through our members-only directory, and more.

- **Are you new to logging in on our secure network or forgot your password?** Go to: <https://www.bnaihavurah.org/login.php?action=forgot>. First indicate you “forgot your password” then enter your email address and click “email password.” You will receive an email with instructions to login.

1 First this: Click “forgot password”



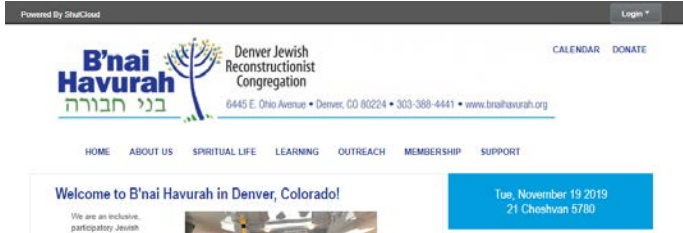
2 Then this: enter your email address



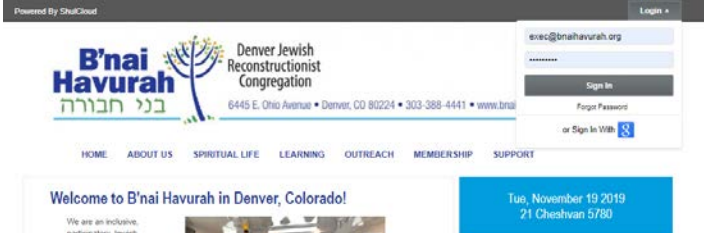
3 Last, an email with instructions to log in will be sent to you.

- **Have you logged in to your account before but need a reminder?** Just go to www.bnaihavurah.org, and click “Login” on the upper (the very top) right hand corner of the home page.

First this:



Then this:



**Are you having trouble logging in to access your account to make a payment?
Call Eddie or Becky at 303-388-4441 and we will help!**