BRIS AVROHOM of Fair Lawn

WEEKLY NEWSLETTER

Shabbos February 9, 2019 • 4 Adar 1 5779
Parshas Trumah

Schedule
Friday, Feb. 8
Candle Lighting 5:04 pm
Evening Service
5:05 pm
Saturday, Feb. 9
Morning Service
9:30 am
Evening Service 5:05 pm
Shabbos Ends 6:06 pm

Weekly Schedule of Services:
Morning Services:
Sunday- Friday: 8:15 am

Evening Services:
(Mincha & Maariv)
Sun - Thurs: 5:15 pm

Office Hours
H-School Sunday:
9:00 am - 1:00 Pm
Monday - Thursday:
9:00am - 3:00pm
Friday:
9:00am - 1:00pm

UPCOMING EVENTS



A Word Of Torah

Everyone knows that Rome wasn't built in a day. There isn't a building site on earth where the contractor hasn't explained away his delays by using that well-worn cliché. But did you know that Jerusalem wasn't built in a day either? Nor was the Holy Land.

In this week's Torah reading, the Almighty tells the Jewish people that they will not inherit the land of Canaan immediately. It will be to their benefit that the conquest of the Promised Land be gradual and deliberate. To settle the land successfully would take time and they were cautioned up front to be patient:

"I shall not drive them away from you in a single year, lest the land become desolate and the wildlife of the field multiply against you. Little by little shall I drive them away from you, until you become fruitful and make the land your heritage." (Exodus 23:29-30)

Overnight sensations are often just that. They don't necessarily last. Slow and steady, step by step, the gradual approach usually enjoys longevity and enduring success.

Every Jew has a share in the Promised Land; not only geographically but spiritually. There is a piece of Jerusalem inside each of us. We all have the capacity for holiness, sanctity and spirituality. But sometimes we may be discouraged from beginning the journey to our own personal promised land. The road seems too long and arduous. Here G-d is giving us wise words of encouragement. Don't expect overnight miracles. Don't say, "I have a whole country to conquer! How will I do it?" Rather say, "Where should I start today?" Don't look at the end of the road; look at the first few steps you need to take right now. Tomorrow you will take a few more steps and the next day a few more, and before long the whole land will be yours.

If you asked an optimistic entrepreneur, just starting on his first business venture, "Are you a millionaire?" he wouldn't say, "No." Most probably he'd say, "Not yet, I'm working on it!" It should be the same in our Jewish journeys.

Franz Rosenzweig (1886-1929) was a German-Jewish philosopher who as a young man actually considered opting out of Judaism completely. But his intellectual bent compelled him to at least do a proper examination of Judaism first. So he went to a synagogue and, as it happened, experienced a spiritual transformation. He went on to become a serious student of Judaism. It's told that when Rosenzweig was once asked, "Do you put on tefillin?" his answer was not yet. Not no, but "not yet" – and there is a critical difference between the two. No implies that I am not doing it now nor do I have any plans to do it any time soon. Not yet means that while presently I may not be there, I am still open to the suggestion. Hopefully, the time will soon come when I will be ready to make tefillin part of my daily observance.

The not yet approach is a good one. There is no one who does it all. We all have room for growth. We should all want to aspire higher. If we don't practice a particular good deed at the moment there is no reason why we cannot begin doing it in the near future. Let us never be discouraged by the length of the journey. Let us begin the first steps and keep moving. It may be slow but as long as there is steady growth we will get there.

So if someone asks, "do you put on tefillin," or "do you keep kosher," or "do you observe Shabbat," and you don't, please don't say no.

Say not yet.

-adapted from Rabbi Yossi Goldman

A Biselleh Humor

An airliner was having engine trouble, and the pilot instructed the cabin crew to have the passengers take their seats and get prepared for an emergency landing.

A few minutes later, the pilot asked the flight attendants if everyone was buckled in and ready.

'All set back here, Captain,' came the reply, 'except one lawyer who is still going around passing out business cards.'

Daily Dose

Unimaginable Journeys

Each journey the soul travels takes her higher.

Some journeys are painful, but with purpose. The purpose overwhelms the pain and transforms it into joy.

Some journeys are painful, but with no purpose in sight. There is no medicine to wash away the pain.

There is no medicine, other than the faith that every journey the soul travels takes her higher. Some so much higher, she cannot even imagine their meaning. Until she arrives.

By Tzvi Freeman

Kids Parasha Lesson

In this week's Parshah, Moses receives instructions on how to build a special sort of "house" for G-d, called the *mishkan*. This is where G-d's presence will dwell and where the Jews will be able to perform services for G-d. It was the original synagogue—in fact, our synagogues today are modeled after, and in place of, the *mishkan* of old.
G-d gives Moses detailed instructions on how to build the *mishkan* (also called the Sanctuary), so that it could travel with the Jews in the desert. All the objects in the *mishkan*had rings attached so poles could be put inside with which to carry that vessel.
There was an inner chamber in the back, divided with a beautiful woven curtain, that contained an ark made of gold and wood, covered with gold and two cherubim—figures of angel-children. In the ark were the two tablets that G-d gave Moses at Mount Sinai. There was an inner chamber in the back, divided with a beautiful woven curtain, that contained an ark made of gold and wood, covered with gold and two cherubim—figures of angel-children. In the ark were the two tablets that G-d gave Moses at Mount Sinai. In the main room, they were to build a table to hold the special bread, a menorah (candelabra) of pure gold that would be lit by every day, and a square altar on which to bring the *ketoret*--the sacrifice made of spices.
The *mishkan* itself had three walls made out of forty-eight wooden boards that clicked into one another, and was covered with tapestries and curtains made of skins. The fourth wall was an entranceway covered by a woven curtain. Surrounding the whole *mishkan* was a courtyard.



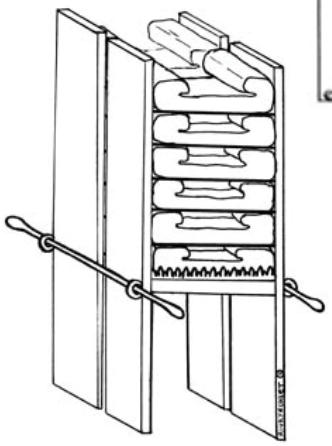

News

Hebrew School January 3, 2019
Sunday mornings are filled with prayers and Jewish songs, Hebrew reading, studying about our Jewish history and heritage, and doing Mitzvot, while having awesome fun!!





Consider a convenient online donation to help support your center for Jewish life.
www.JewishFairLawn.org/Donate

DONATE now... with on-line giving

Bris Avrohom of Fair Lawn

We are your center for everything Jewish, whatever your need may be, do not hesitate to contact us. Our ever popular holiday celebrations will enable you and your family to celebrate the Jewish holidays in style, with fun and educational ideas helping to make Judaism relevant to our youth.
Our Torah classes will give you a second opinion on any subject or matter you may be dealing with, our Holiday programs will allow you to celebrate your Jewish pride with your family and friends.
Our fun Hebrew School and Day Camp will fill your children with an educated sense of what it means to be Jewish and our synagogue services will give you the opportunity to pray, be inspired and experience spirituality.
From pregnancy and baby celebrations to weddings and after life services including Kaddish and unveiling, we will be there for you and help create a meaningful and memorable experience.

We are here to help you and serve you and look forward to seeing you soon!

Find out more & join online at www.JewishFairLawn.org/Partnership

Weekly Events

Grandmother's Buttermilk Cornbread By BETHANYWEATHERSBY

Ingredients:

- 1/2 cup butter
- 2/3 cup white sugar
- 2 eggs
- 1 cup buttermilk
- 1/2 teaspoon baking soda
- 1 cup cornmeal
- 1 cup all-purpose flour
- 1/2 teaspoon salt

Directions:

1. Preheat oven to 375 degrees F (175 degrees C). Grease an 8 inch square pan.
2. Melt butter in large skillet. Remove from heat and stir in sugar. Quickly add eggs and beat until well blended. Combine buttermilk with baking soda and stir into mixture in pan. Stir in cornmeal, flour, and salt until well blended and few lumps remain. Pour batter into the prepared pan.
3. Bake in the preheated oven for 30 to 40 minutes, or until a toothpick inserted in the center comes out clean.

Rabbi Berel & Leah Zaltzman
Rabbi Mendel & Elke Zaltzman
Bris Avrohom of Fair Lawn
30-02 Fair Lawn Avenue. Fair Lawn, New Jersey 07410
201-791-7200 | Office@JewishFairLawn.org
www.JewishFairLawn.org www.Facebook.com/BrisAvrohomFairLawn

Like us on Facebook

Follow us on Instagram

This bulletin, and all archived weeks, are available on our website as well!
http://www.jewishfairlawn.org/shabbos-bulletins.html