

# Tech Tips for Streaming NSCI High Holy Day Services



To access the livestream of all High Holy Days Services on your computer, tablet, or phone, please follow the instructions below:

Type this link into your browser [www.nsci.org/hhd-streaming](http://www.nsci.org/hhd-streaming) and click the blue arrow corresponding to the website you want to use to watch our services (Streamspot or Facebook).

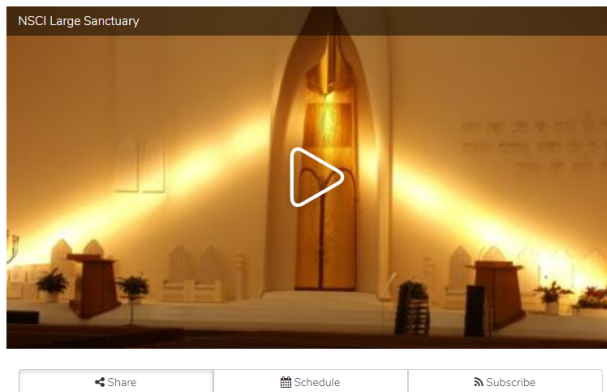


Click [here](#) to view current service on **Streamspot**.




Click [here](#) to view current service on Facebook

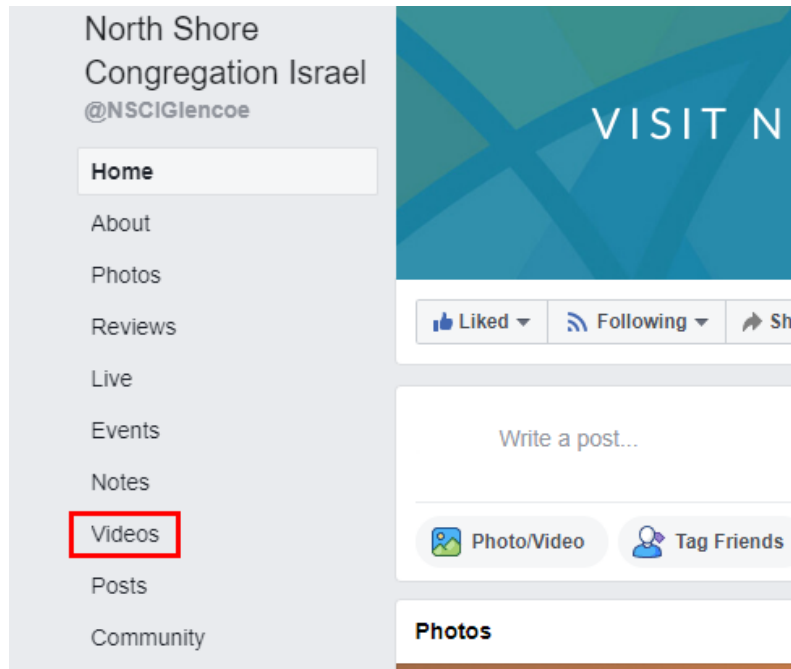
**For Streamspot:** Click the white play arrow in the box on your screen to view the service that is currently streaming. If it does not work, try refreshing and clicking the play arrow again.



To maximize the screen, click the button with two diverging arrows.



**For Facebook:** Click the Videos tab on the left navigation bar and select the video you'd like to watch.



**For Either Site:**

Make sure your volume is on/up.

You may join our livestreaming services at any time once the service begins.

You may be able to connect your device to a TV with an HDMI cord, but an adapter may be needed if your computer or device does not have an HDMI port.