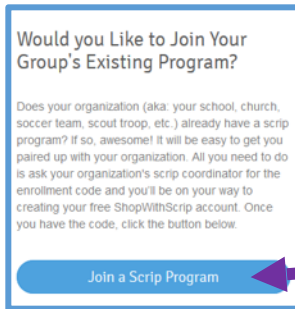


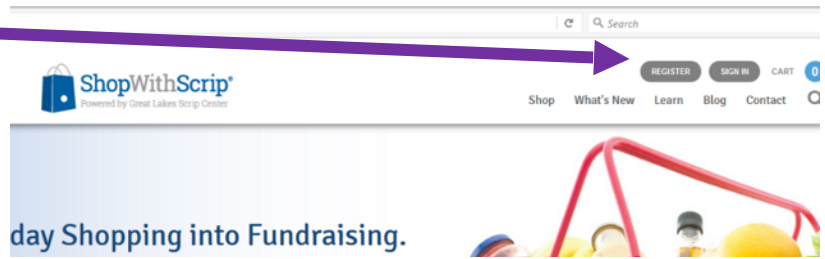
# Signing up for Scrip



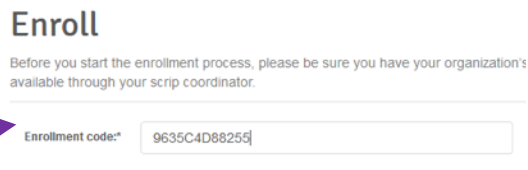
1. Go to [Shopwithscrip.com](http://Shopwithscrip.com)
2. At the top of the page, select the REGISTER button.



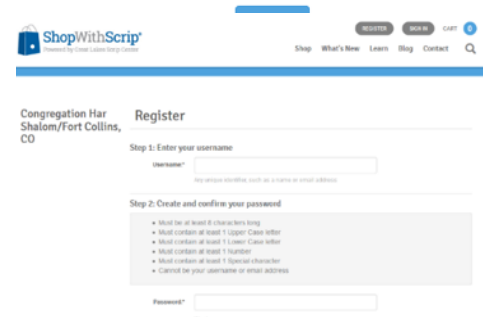
3. Choose the Join a Scrip Program



4. Enter Har Shalom's enrollment code: **9635C4D88255**

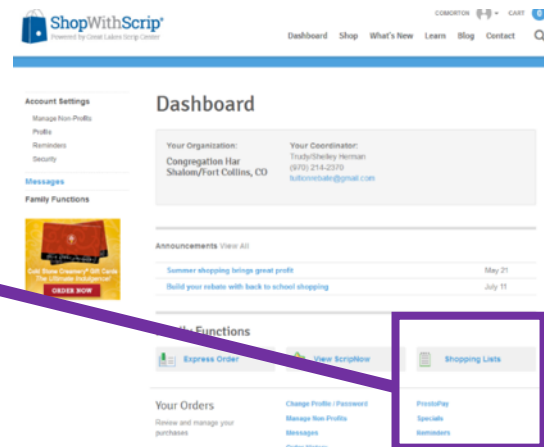
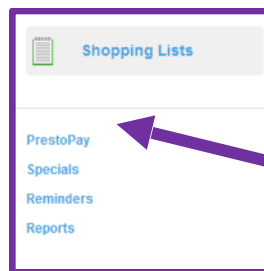


5. Register. Don't forget to record your username and password!
6. To know how to contact you, please enter one the following into the Group/School space\*:
  - Preschool Parents enter: **HSPK**
  - Sunday School Parents enter: **Sunday School**
  - General Congregants enter: **Congregation**



*\*If more than one applies, please choose based on how you want to process your rebate.*

7. On your personal Dashboard, go to the PrestoPay hyperlink at the bottom to register for PrestoPay (direct pay from your bank account).



# Signing up for Scrip



8. Once the PrestoPay has been setup, you will see this message:

---

**Your account information has been saved!**

Two random amounts of money will be deposited in your checking account that you defined in the previous step. This typically happens within 2 business days of you entering your account information.

As soon as you see the deposits in your account, make a note of the amounts. Then return to this area of ShopWithScrip.com to verify the set-up of your PrestoPay™ account.

After successfully verifying your PrestoPay™ account, you will be sent an approval code. You will need to contact your program coordinator and give them this code to complete the enrollment process.

---

9. Finish Setting up PrestoPay **two days later:**
- Check your bank account for two "PrestoPay" deposits & record those amounts
  - Log back into ShopWithScrip
  - Navigate back to PrestoPay
  - Enter the deposit amounts
  - Pick a PIN to use every time you use PrestoPay (write it down!)

Deposit Amounts:

Enter a dollar amount (Ex: \$0.50)

10. To confirm PrestoPay can be used as a payment method. Forward the approval code given to Har Shalom's Scrip coordinator, Trudy Herman: [t.herman@comcast.net](mailto:t.herman@comcast.net)

---

**PrestoPay approval code**

You have successfully verified your PrestoPay™ account information. To complete the enrollment process, you will need your program coordinator's approval. We will be sending you an e-mail that contains a unique approval code. Contact your coordinator with that code, and they can then approve you to make PrestoPay™ purchases. If you do not get the approval code, contact your coordinator and they can send you another.

Your PrestoPay approval code is:

***Stuck at this point?  
See the "I've Signed Up, Now What?" Handout for more information***

- Order Scrip cards for yourself and others. Gift cards can be:
  - Traditional plastic gift cards. Pickup at HSPK from HSPK Scrip coordinator.
  - Printed out electronic gift cards via ScripNow!
  - Through the mobile site, purchase and redeem cards, via MyScripWallet.com.
- Setup reminders for on-going orders or reloads.
- Add funds to cards, if available, via Reload or ReloadNow